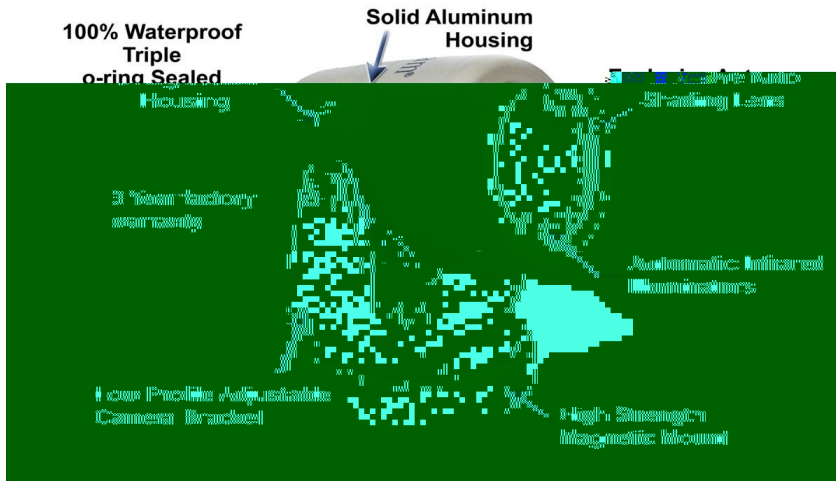




RUGGED IR CAMERA SYSTEM



- Move Cameras from Equipment to Barn
- Use in year round operations!
- Use in the tractor to see inside the grain cart
- Use on the Sprayer
- Monitor Calving in the barn
- See inside the hopper by mounting a camera on the combine auger
- Increase production by increasing visibility
- Wireless Systems Available
- One camera; Multiple Applications!

Standard Monitors



Quad Monitors





GRAIN CART WIRELESS DUAL CAMERA SYSTEM

PROVIX.NET
Now I CAN SEE!



See **INSIDE AND BEHIND** the Grain Cart! ★

200 YD. BARRIER-FREE TRANSMISSION RANGE *

FEATURES

5.6" TFT LCD WIDE-ANGLE COLOR MONITOR:

-
-
-
-

* INCLUDES: POWER INDICATOR, REMOTE RECEIVING WINDOW, POWER BUTTON, MENU BUTTON, SEL. BUTTON, CHANNEL SELECTION, LOUDSPEAKER, SUPPORT ATTACHING SLOT & POWER SUPPLY TERMINAL

1/3" CCD WEATHERPROOF COLOR CAMERA x2:

→ **x1** Channel 3 & **x1** Channel 4 camera; made to withstand off-road conditions

-
-

- * EACH CAMERA HAS AN ANTENNA & A POWER SUPPLY JACK
- * CAMERAS REQUIRE 12V POWER SOURCE

ACCESSORIES:

-
-
-

**THIS SYSTEM CAN BE EXPANDED TO SUPPORT UP TO FOUR CAMERAS*

CALL TOLL FREE: 888-434-0253 — **VISIT:** WWW.PROVIX.NET — **CONTACT:** SALES@PROVIX.NET



HORSE TRAILER WIRELESS CAMERA SYSTEM



PART # : AIP-56M4-WLCH1

FEATURES

5.6" TFT LCD WIDE-ANGLE COLOR MONITOR:

- High resolution monitor with antenna
- Four camera capability
- 2.4GHz wireless receiver with four channels
- Supports 12V automotive battery
 - * INCLUDES: POWER INDICATOR, REMOTE RECEIVING WINDOW, POWER BUTTON, MENU BUTTON, SEL. BUTTON, CHANNEL SELECTION, LOUDSPEAKER, SUPPORT ATTACHING SLOT & POWER SUPPLY TERMINAL

1/3" CCD WEATHERPROOF COLOR CAMERA:

- Infrared illuminators allow up to 32ft. of night visibility
- Image mirroring function, made to withstand off-road conditions, audio capabilities
 - * EACH CAMERA HAS AN ANTENNA & A POWER SUPPLY JACK
 - * CAMERAS REQUIRE 12V POWER SOURCE

ACCESSORIES:

- Base-mounted remote antenna with 9.75' cord, Ball swivel mounting bracket with mounting pad, U-support mounting bracket with thumb screws
- 6-pin power wire harness with jack for AC/cigarette lighter/DC adaptor
 - * AC power adaptor, cigarette lighter power adapter, 3.25' DC adapters (x3)
- Sunshield
- RCA cable
- Full-featured remote control

**** THIS SYSTEM CAN BE EXPANDED TO SUPPORT UP TO FOUR CAMERAS**


CALL TOLL FREE: 888-434-0253 — **VISIT:** WWW.PROVIX.NET — **CONTACT:** SALES@PROVIX.NET



POTATO HARVESTER

PROVIX.NET
Now I CAN SEE!

DUAL CAMERA SYSTEM



THIS HIGH RESOLUTION CAMERA SYSTEM ALLOWS THE OPERATOR TO MONITOR THE LEVEL OF POTATOES IN THE TRUCK, AS WELL AS THE ACTION OF THE DIGGER WHILE IN MOTION.

THE MONITOR PROVIDES FOR SWITCHING BETWEEN CAMERA VIEWS — AT THE CLICK OF A BUTTON ON THE MONITOR, EITHER CAMERA WILL BE DISPLAYED ON THE 7" LCD TFT SCREEN. THE CAMERAS HAVE IR LEDs FOR NIGHT VISION AND THE MONITOR IS EXTRA BRIGHT TO ALLOW FOR VIEWING ON THOSE SUNNY HARVESTING DAYS.

* OPTIONAL UPGRADE TO THIRD AND FOURTH CAMERA IS AVAILABLE WITH A DIFFERENT MONITOR.

MONITOR SPECIFICATIONS:

LCD SIZE: 7.0 In. (178mm)
RGB RESOLUTION: 480 Wide x 234 High
DISPLAY DOTS: 336,960
BRIGHTNESS: 400cd/M²
CONTRAST RATIO: 300:1
DIMENSIONS: 7.0 x 4.5 x 1.2 In. (180 x 115 x 30 mm)
POWER CONSUMPTION: 10W (12V/0.84A) 11 to 16 VDC
VIDEO INPUT SIGNAL: 1.0 Vp-p Composite
VIEWING ANGLE: Up: 30°, Dwn: 60°, L: 60°, R: 60°
VIDEO SYSTEM: NTSC/PAL Auto Select
CONTROL KEYS: Power ON/OFF, SEL., DISP., Up, Down
OSD FUNCTIONS: Contrast, Brightness, Color, Tint Mirror, Up/Down, Set-up
TEMPERATURE RANGE: -30°C to 80°C
HUMIDITY: 10% to 90%
 * THREE DISPLAY MODES (FULL, NORMAL, ZOOM)
 * MONO HEADPHONE JACK

CAMERA SPECIFICATIONS:

IMAGE DEVICE: SHARP TV System: NTSC
EFFECTIVE PIXELS: 512 x 492 Pixels
RESOLUTION: 420Tv lines
MINIMUM ILLUMINATION: 0 Lux/F1.2 WITH IR
MICROPHONE: Yes
VIDEO OUTPUT: 1.0Vp-p, 75Ohm
AGC: Auto S/N Ratio: Better than 48dB
WHITE BALANCE: Auto
ELECTRONIC SHUTTER: 1/60(NTSC) ~ 1/10,000 Seconds
CURRENT CONSUMPTION: Max. 300mA
POWER SUPPLY: DC12V
OPERATING TEMPERATURE: -20°C to 70°C, RH95 MAX
LENS: f= 2.8mm, F= 2.0 or 110° Field of View
LENS ANGLE: 110°
 * 1/3 SHARP COLOR CCD SENSOR



CALL TOLL FREE: 888-434-0253 — **VISIT:** WWW.PROVIX.NET — **CONTACT:** SALES@PROVIX.NET

TOMATO HARVESTER DUAL CAMERA SYSTEM

Part# SHV-TO-HARV-WL2X



The harvester has two cameras; one to show the fill level of the truck and to show that the conveyor/harvester are working properly and the other to show that the harvester is picking up all of the tomatoes.

All Trucks are outfitted with a wireless monitor showing the fill level on the harvester; this shows the operators when the previous truck is full and when to pull



Part#: VEC-SP70C3-SH



AGRICULTURAL EQUIPMENT SHUTTER CAMERA



SHUTTER KEEPS LENS CLEAN WHEN NOT IN USE

SHUTTER (LENS COVER) CAMERA SPECIFICATIONS:
VIEW ANGLE: 100° HORIZONTAL (120° DIAGONAL)
IMAGE SENSOR: OV7949 1/3" COLOR
RESOLUTION: 420 LINES
SHUTTER (LENS COVER): 1/60S~12USEC
TEMPERATURE RANGE: -20° C TO 70° C
ILLUMINATION: 0.1 LUX F:2.0
POWER (LED ON): 12 VDC, 450 MA
BUILT-IN MICROPHONE
WATER-TIGHT CABLES 20 METER (66 FT)
12 "IR" INFRARED LAMPS

7.0 inch (178 mm)
: 400cd/M²
500:1
185 x 124 x 48 mm
7 x 5 x 1 inch
Up/45°, Dwn/65°,
R/65°, L/65°
12W (12V/1A)
: -20° C to 70° C
-24/12 Volt Power Regulator Built-In
- Supports 3 Camera Inputs

Heavy Equipment Camera System

PART NUMBER:SHV-70M3AV-HT



WITH DISTANCE GRID LINES

7" TFT- LCD color monitor with digital screen

Product: 7" TFT- LCD color monitor digital screen

Audio output: 1W.

Loudspeaker: one 15x24mm round loudspeaker.

Power supply: Automobile storage battery (10-32V).

Power consumption: about 6W .

Outer dimension: 1946.6mm (W) x 128mm (H) x 39.3mm (T)

Dot pitch: 0.192 (H) x 0.1805 (V).

Resolution: 800x3 (RGB) x 480.

Contrast: 500:1.

Brightness: 400 cd/ m².

Viewing angle: U: 50° / D: 60°, R/L: 70° /70°

Operating temperature: -20°C—+70°C, RH90%.

Storage temperature: -30°C—+80°C, RH90%

15 G-force rated shock resistant for the monitor



INTERNAL HEATER

1/3" COLOR CCD SENSOR SPECIFICATIONS

With Audio and IR

Image Device: SHARP

TV System: PAL/NTSC

Effective Pixels: 512x582 pixels / 512x492 pixels

Scanning System:2:1 Interlace

Resolution: 420TV lines

Minimum Illumination: 0 Lux/F1.2 with IR

Microphone: Included

Video Output: 1.0vp-p, 750hm

S/N Ratio: Better than 48dB

Current Consumption: Max. 300mA

Operating Temperature: -30°C-70°C, RH95% MAX

Storage Temperature: -40°C-80°C, RH95% MAX

Lens: f=3.6mm / 2.8mm F=2.0

Lens Angle 120°

15G-force rated shock resistant for the camera



CALL TOLL FREE: 1-888-434-0253 — CONTACT: SALES@PROVIX.NET — VISIT: WWW.PROVIX.NET

Excavator Camera System



7" Color Monitor with Removable Sun Visor



Boom Camera with Photo-Chromatic Lens gives your camera it's own set of sunglasses



Heated Rear view Counterweight Camera with steel camera guard



- System is designed to eliminate blind spots, increase safety and improve productivity for the excavator operator.
- Reversing camera to enhance operators view of swing area
- Boom camera to view the operation of the excavator attachment; boring, ripping, crushing, cutting, lifting, etc.

Skid Steer Camera System



High performance skid steer loader

- Durable construction
- Low maintenance
- Hybrid diesel engine





7" Digital Screen
TFT LCD Color
Monitor with
Removable Sun
Visor

Heated Rear view
Counterweight
Camera with steel
camera guard



PROVIX CAMERA-WASH SYSTEM

PROVIX.NET
Now I Can See!



Cleans the Camera lens of Dirt, Ice, Dust and Snow with the push of a button!

KEEP CAMERA LENS CLEAR TO ENHANCE MOBILE SAFETY

- USES WASHER FLUID FOR YEAR ROUND OPERATION.
- 12 VOLT HIGH PRESSURE PUMP
- 1 GALLON RESERVOIR WITH MOUNTING HARDWARE
- MOMENTARY ROCKER SWITCH
- 30 FOOT ELECTRIC HARNESS AND FLUID TUBING KIT. CUSTOM LENGTHS AVAILABLE.
- EASY TO INSTALL
- COMES AS A KIT WITH 30' HARNESS OR CUSTOM LENGTHS ARE AVAILABLE
- OPTIONAL NEMA BOX FOR EASE OF MOUNTING
- ADD UP TO FOUR OPTIONAL NOZZLES PER KIT
- ADD AN OPTIONAL TIMER FOR AUTOMATIC CLEANING.
- ADD A STAINLESS STEEL BOX FOR MOUNTING ON THE SIDE OF OR UNDER SIDE OF PLOW/DUMP TRUCKS.
- CUSTOM KITS AVAILABLE

1-888-434-0253

SALES@PROVIX.NET

WWW.PROVIX.NET

40" LED Warning Light Stick - Multiple Pattern

Part No.	Diodes Colour	Diodes	Lens Colour	Flash Pattern	Voltage	Amps	Pkg
PRXE-2940A	Amber	32 x 1W	Amber	8 Patterns	12V - 30V	4.03 @ 12V	Box



- Lamp Dimension : 40"L x 2"H x 2-1/2" D [3" D mounted]
- Aluminium Light Bar with Polycarbonate Lens
- Mounts with "L" or "T" Brackets (included)
- Comes with Control Box for Flash Selection
- 12.8 ft Wire from the Light Bar & 10" Wire from the Control box
- IP 65
- Full Unit Quad Flash & Left/Right Alternating Single Flash

LED Warning Light Set with Small Arrows - Multiple Pattern

Part No.	Diodes Colour	Diodes	Lens Colour	Flash Pattern	Voltage	Amps	Pkg
PRXE-2980A	Amber	48 x 1W	Amber	8 Patterns	12V - 30V	4.62 @ 12V	Box



- Lamp Dimension : 45-1/4"L x 10"H x 2-1/2" D [3" D mounted]
- Aluminium Light Bar with Polycarbonate Lens
- Mount with "L" or "T" Brackets (included)
- Comes with Control Box for Flash Selection
- 12.8 ft Wire from the Light Bar & 10" Wire from the Control box
- Foldable Arrows for Easy Storage
- IP 65
- Full Unit Quad Flash & Left/Right Alternating Single Flash

LED Warning Light Set with Large Arrows - Multiple Pattern

Part No.	Diodes Colour	Diodes	Lens Colour	Flash Pattern	Voltage	Amps	Pkg
PRXE-2990A	Amber	64 x 1W	Amber	8 Patterns	12V - 30V	4.95 @ 12V	Box



- Lamp Dimension : 45-1/4"L x 17-1/2"H x 2-1/2" D [3" D mounted]
- Aluminium Light Bar with Polycarbonate Lens
- Mount with "L" or "T" Brackets (included)
- Comes with Control Box for Flash Selection
- 12.8 ft Wire from the Light Bar & 10" Wire from the Control box
- Foldable Arrows for Easy Storage
- IP 65
- Full Unit Quad Flash & Left/Right Alternating Single Flash

Part No.	Replacement Accessories for PRXE-2940A, PRXE-2980A & PRXE-2990A	Pkg
PRXE-F291	Replacement Control Box	Bulk
PRXE-F292	Replacement "L" Bracket (sold in pairs)	Bag
PRXE-F293	Replacement "T" Bracket (sold in pairs)	Bag
PRXE-F297	13 ft Extension Wire w/ Connectors	Bulk
PRXE-F298	33 ft Extension Wire w/ Connectors	Bulk

9.75" Compact LED - Multiple Pattern

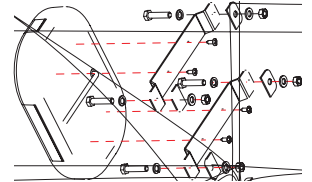
Permanent Mount Models

Part No.	Diodes Colour	Diodes	Lens Colour	Flash Pattern	Voltage	Amps	Pkg
PRXE-2110AC	Amber	30 x 1W	Clear	23 Patterns	12V - 24V	3.8 @ 12V	Box
	Mounting Type		2 Mounting Brackets with Lead Wires				
PRXE-2110ACB	Amber	30 x 1W	Clear	23 Patterns	12V - 24V	3.8 @ 12V	Box
	Mounting Type		Single Bolt Bracket with Lead Wires				

- Lamp Dimension : 9.75" L x 6.77" W x 1.45" H [2" H mounted]
- Polycarbonate Lens & Base
- EMC IPX5
- **SAE J845 Class 1** on all lamp single, quint & ultra flashes
- **SAE J845 Class 2** on all lamp double & quad flashes & 360° rotating flash

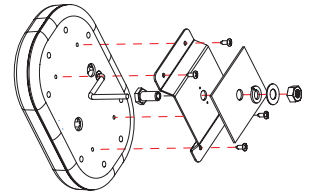


PRXE-2110AC



PRXE-2110AC

Part No.	Accessories for E-2110AC & E-2110ACB	Pkg
PRXF-S955	Fuse/Switch Kit consisting of: PRXST100 On/Off Toggle Switch, PRXST105 On-Off-Momentary On Toggle Switch, PRXATM05 5 Amps Mini Fuse & PRXATMF14C In-Line Fuse Holder w/ Cover	Retail Bag
PRXE-F212	Replacement Brackets (sold in pairs) for PRXE-2110AC	Bulk
PRXE-F211	Replacement Bracket for PRXE-2110ACB	Bulk

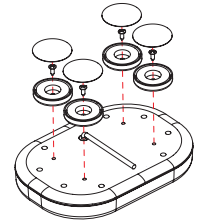


PRXE-2110ACB

Magnetic Mount Model

Part No.	Diodes Colour	Diodes	Lens Colour	Flash Pattern	Voltage	Amps	Pkg
PRXE-2110ACM	Amber	30 x 1W	Clear	23 Patterns	12V - 24V	3.8 @ 12V	Box

- Lamp Dimension : 9.75" L x 6.77" W x 1.45" H [1-13/16" H mounted]
- Polycarbonate Lens & Base
- 4-Magnet Mount, Fused Cigarette Power Adaptor with On/Off Switch, Flash Selection Switch & 9.8 ft of Wire
- EMC IPX5
- **SAE J845 Class 1** on all lamp single, quint & ultra flashes
- **SAE J845 Class 2** on all lamp double & quad flashes & 360° rotating flash



PRXE-2110ACM



PRXE-2110ACM

15" LED Quad Flash (alternating left & right)

Low profile, slim line, aluminium light bar with high output LED diodes.

Magnetic Mount Model

Part No.	Diodes Colour	Diodes	Lens Colour	Flash Pattern	Voltage	Amps	Pkg
PRXE-2150AM	Amber/Amber	32 x 1W	Amber	Quad Alternating Left & Right	12V - 30V	0.74 @ 12V	Box

- Lamp Dimension : 15" L x 3-11/16" W x 1-7/16" H [2-3/16" H mounted]
- Aluminium Light Bar with Polycarbonate Lens
- 2 Magnets with Suction Cups
- Fused Cigarette Power Adaptor with On/Off Switch & 12.5 ft of Wire
- EMC IP65
- **SAE J595 Class 1** (Front & Rear Directional)



PRXE-2150AM

14" Compact LED - Multiple Pattern

Low profile but powerful 360° LED Warning Light Bars. Very bright and complies with SAE Class 1 Standards.

Permanent Mount Model

Part No.	Diodes Colour	Diodes	Lens Colour	Flash Pattern	Voltage	Amps	Pkg
PRXE-2140AC	Amber	24 x 1W	Clear	23 Patterns	12V - 24V	3.8 @ 12V	Box



PRXE-2140AC

- Lamp Dimension : 14" L x 8" W x 2" H
- Polycarbonate Lens & Base
- 1-Bolt Mounting Brackets with Lead Wires
- EMC IPX4K
- **SAE J845 Class 1** on flashes

Part No.	Accessories for E-2140A	Pkg
PRXF-S955	Fuse/Switch Kit consisting of: PRXST100 On/Off Toggle Switch, PRXST105 On-Off-Momentary On Toggle Switch, PRXATM05 5 Amps Mini Fuse & PRXATMF14C In-Line Fuse Holder w/ Cover	Retail Bag

Magnetic Mount Model

Part No.	Diodes Colour	Diodes	Lens Colour	Flash Pattern	Voltage	Amps	Pkg
PRXE-2140ACM	Amber	24 x 1W	Clear	23 Patterns	12V - 24V	3.8 @ 12V	Box



PRXE-2140ACM

- Lamp Dimension : 14" L x 8" W x 2" H
- Polycarbonate Lens & Base
- 2-Magnet Mount, Fused Cigarette Power Adaptor with On/Off Switch, Flash Selection Switch & 9.8 ft of Wire
- EMC IPX4K
- **SAE J845 Class 1** on 3 flashes

16.5" LED Multiple Pattern

Permanent Mount Mode

Part No.	Diodes Colour	Diodes	Lens Colour	Flash Pattern	Voltage	Amps	Pkg
PRXE-2160A	Amber	18 x 1W	Amber	19 Patterns	12V	3.07 @ 12V	Box



PRXE-2160A

- Lamp Dimension : 16-5/8" L x 10-7/8" W x 3" H [3-3/4" H mounted]
- Polycarbonate Lens & Base
- 2 Mounting Brackets with Lead Wires
- EMC IPX5
- **SAE J845 Class 1** on all lamp single & quint flashes
- **SAE J845 Class 2** on all lamp double, quad & ultra flashes

Part No.	Accessories for E-2160A	Pkg
PRXF-S975	Fuse/Switch Kit consisting of: ST100 On/Off Toggle Switch, ST105 On-Off-Momentary On Toggle Switch, ATM075 7.5 Amps Mini Fuse & ATMF14C In-Line Fuse Holder w/ Cover	Retail Bag
PRXE-F216	Replacement Brackets (sold in pairs) for E-2160A	Bulk

16.5" LED Multiple Pattern

Magnetic Mount Model

Part No.	Diodes Colour	Diodes	Lens Colour	Flash Pattern	Voltage	Amps	Pkg
PRXE-2160AM	Amber	18 x 1W	Amber	19 Patterns	12V	3.07 @ 12V	Box

- Lamp Dimension : 16-5/8" L x 6-3/8" W x 3" H [3-1/2" H mounted]
- Polycarbonate Lens & Base
- 4-Magnet Mount, Fused Cigarette Power Adaptor with On/Off Switch, Flash Selection Switch & 11.5 ft of Wire
- EMC IPX5
- **SAE J845 Class 1** on all lamp single & quint flashes
- **SAE J845 Class 2** on all lamp double, quad & ultra flashes



PRXE-2160AM

16.5" LED Quad Flash (alternating left & right)

Permanent Mount Models

Part No.	Diodes Colour	Diodes	Dome/Lens Colour	Flash Pattern	Voltage	Amps	Pkg
PRXE-280AA	Amber/Amber	32 x 1W	Amber	Quad Alternating Left & Right	12V - 30V	1.13 @ 12V	Box
PRXE-280AC	Amber/Amber	32 x 1W	Clear	Quad Alternating Left & Right	12V - 30V	1.13 @ 12V	Box
PRXE-280AW	Amber/White	32 x 1W	Clear	Quad Alternating Left & Right	12V - 30V	1.13 @ 12V	Box

- Lamp Dimension : 16-1/2" L x 8-1/16" W x 4-3/16" H
- Sturdy ABS Base with Polycarbonate Dome & Lens
- Mounting centres 12-5/8" by 6"
- EMC IP65
- PRXE-280AA and PRXE-280AC - **SAE J595 Class 1** (Front & Rear Directional)



PRXE-280AA



PRXE-280AC /E-280AW

Part No.	Accessories for E-280AA, E-280AC & E-280AW	Pkg
PRXF-S950	Fuse/Switch Kit consisting of: PRXST100 On/Off Toggle Switch, PRXATM05 5 Amps Mini Fuse & PRXATMF14C In-Line Fuse Holder w/ Cover	Retail Bag

Magnetic Mount Models

Part No.	Diodes Colour	Diodes	Dome/Lens Colour	Flash Pattern	Voltage	Amps	Pkg
PRXE-280AAM	Amber/Amber	32 x 1W	Amber	Quad Alternating Left & Right	12V - 30V	1.13 @ 12V	Box
PRXE-280ACM	Amber/Amber	32 x 1W	Clear	Quad Alternating Left & Right	12V - 30V	1.13 @ 12V	Box
PRXE-280AWM	Amber/White	32 x 1W	Clear	Quad Alternating Left & Right	12V - 30V	1.13 @ 12V	Box

- Lamp Dimension : 16-1/2" L x 8-1/16" W x 4-3/16" H [4-1/2" H mounted]
- Sturdy ABS Base with Polycarbonate Dome & Lens
- 2 Magnets with Suction Cups
- Fused Cigarette Power Adaptor with On/Off Switch & 11 ft of Wire
- EMC IP65
- PRXE-280AAM and PRXE-280ACM - **SAE J595 Class 1** (Front & Rear Directional)



PRXE-280AAM



PRXE-280ACM /PRXE-280AWM

Low profile, slim line, aluminium light bar with high output LED diodes. Available in 23" and 45" lengths.

23" LED Multiple Pattern

Permanent Mount Model

Part No.	Diodes Colour	Diodes	Lens Colour	Flash Pattern	Voltage	Amps	Pkg
PRXE-2230A	Amber/Amber	40 x 1W	Amber	8 Patterns	12V - 30V	3.49 @ 12V	Box



PRXE-2230A

- Lamp Dimension : 23" L x 3-11/16" W x 1-7/16" H [3-7/8" H mounted w/ brackets]
- Aluminium Light Bar with Polycarbonate Lens
- Complete with adjustable mounting brackets and control box for flash pattern selection
- 12 ft Wire from the Light Bar & 6" Wire from the Control box
- ECM IP65
- **SAE J595** (Front & Rear Directional) - **Class 1** on 1 flash & Class 2 on other flashes

PRXE-2232AM



PRXE-F200-8



PRXE-F255

Part No.	Accessories for E-2230A	Pkg
PRXE-F255	Low Profile Aluminium Brackets (sold in pairs) to reach mounted height of 2" only Bracket Dimension : 5-3/16" L x 3/4" W x 9/16" H Mounting Holes : Two 7/32" holes at 4-3/4" centres	Retail Bag
PRXE-F065-8	6.5 ft Extension Wires w/ Connectors (8-Pin) for PRXE-2230A	Bulk
PRXE-F260-8	26 ft Extension Wires w/ Connectors (8-Pin) for PRXE-2230A	Bulk
PRXE-F200-8	Replacement Control Box (8-Pin)	Bulk
PRXE-F250	Replacement Mounting Brackets (sold in pairs)	Bulk

Magnetic Mount Models

Part No.	Diodes Colour	Diodes	Lens Colour	Flash Pattern	Voltage	Amps	Pkg
PRXE-2232AM	Amber/Amber	40 x	Amber	12 Patterns	12V - 30V	0.92 @ 12V	Box
PRXE-2232ACM	Amber/Amber	40 x	Clear	12 patterns	12V - 30V	0.92 @ 12V	Box
PRXE-2232AWM	Amber/White	40 x	Clear	12 Patterns	12V - 30V	1.61 @ 12V	Box



PRXE-2232AM



PRXE-2232ACM / PRXE-2232AWM

- Lamp Dimension : 23" L x 3-11/16" W x 1-7/16" H [2-3/16" H mounted]
- Aluminium Light Bar with Polycarbonate Lens
- 2 Magnets with Suction Cups
- Fused Cigarette Power Adaptor with Switch for Flash Pattern Selection & 12.5 ft of Wire
- EMC IP65

45" LED Multiple Pattern

Permanent Mount Model

Part No.	Diodes Colour	Diodes	Lens Colour	Flash Pattern	Voltage	Amps	Pkg
PRXE-2450A	Amber/Amber	72 x 1W	Amber	8 Patterns	12V - 30V	5.55 @ 12V	Box



PRXE-2450A

- Lamp Dimension : 45" L x 3-11/16" W x 1-7/16" H [3-7/8" H mounted w/ brackets]
- Aluminium Light Bar with Polycarbonate Lens
- Complete with adjustable mounting brackets and control box for flash pattern selection
- 12 ft Wire from the Light Bar & 6" Wire from the Control box
- EMC IP65
- **SAE J595** (Front & Rear Directional) - **Class 1** on 1 flash & Class 2 on other flashes



PRXE-F200-8



PRXE-F700-2 Mounted



PRXE-F255

Part No.	Accessories for E-2450A	Pkg
PRXE-F700-2	Plated Steel Extension Plate (sold in pairs) to extend length of light bar to fit larger pick up trucks, such as Ford 250 Plate Dimension : 16" L x 2" W	Bulk
PRXE-F255	Low Profile Aluminium Brackets (sold in pairs) to reach mounted height of 2" only Bracket Dimension : 5-3/16" L x 3/4" W x 9/16" H Mounting Holes : Two 7/32" holes at 4-3/4" centres	Retail Bag
PRXE-F065-8	6.5 ft Extension Wires w/ Connectors (8-Pin) for PRXE-2450A	Bulk
PRXE-F260-8	26 ft Extension Wires w/ Connectors (8-Pin) for PRXE-2450A	Bulk
PRXE-F200-8	Replacement Control Box (8-Pin)	Bulk
PRXE-F250	Replacement Mounting Brackets (sold in pairs)	Bulk

Bulk

Compact Low Profile - Multiple Pattern

Compact but powerful directional LED Warning Lights. Low profile - about 3/4" in height. Very bright and complies with SAE Class 1 standards. Various mounting brackets available for PRXE-915 series - easily mounts on every application : surface mount, grill mount, dash mount or head liner mount.



8511

8511

8511

8511 and

F

8511

8511 bracket for mounting single

8511

8511W

8511A

8511 bracket for mounting double

LED Quad Flash (Strobe)



PRXE-950A



PRXE-950CA



PRXE-950G



PRXE-950CG



PRXE-950B



PRXE-950CW



PRXE-950R

Part No.	Diodes Colour	Diodes	Lens Colour	Flash Pattern	Voltage	Amps	Pkg
PRXE-950A	Amber	4	Amber	Quad	9V - 36V	0.40 @ 12V	Retail Bag
PRXE-950CA	Amber	4	Clear	Quad	9V - 36V	0.40 @ 12V	Retail Bag

- Lamp Dimension : 4-3/4" L x 1-7/8" W x 1-5/8" H
- Aluminium Die Cast Base & Polycarbonate Lens
- Surface mount - 2 holes @ 4-1/2" centres
- EMC IP67
- **SAE J595 Class 2**

Part No.	Diodes Colour	Diodes	Lens Colour	Flash Pattern	Voltage	Amps	Pkg
PRXE-950G	Green	4	Green	Quad	9V - 36V	0.40 @ 12V	Retail Bag
PRXE-950CG	Green	4	Clear	Quad	9V - 36V	0.40 @ 12V	Retail Bag

- Lamp Dimension : 4-3/4" L x 1-7/8" W x 1-5/8" H
- Aluminium Die Cast Base & Polycarbonate Lens
- Surface mount - 2 holes @ 4-1/2" centres
- EMC IP67

Part No.	Diodes Colour	Diodes	Lens Colour	Flash Pattern	Voltage	Amps	Pkg
PRXE-950B	Blue	4	Blue	Quad	9V - 36V	0.30 @ 12V	Retail Bag
PRXE-950CW	White	4	Clear	Quad	9V - 36V	0.40 @ 12V	Retail Bag
PRXE-950R	Red	4	Red	Quad	9V - 36V	0.30 @ 12V	Retail Bag

- Lamp Dimension : 4-3/4" L x 1-7/8" W x 1-5/8" H
- Aluminium Die Cast Base & Polycarbonate Lens
- Surface mount - 2 holes @ 4-1/2" centres
- EMC IP67
- **SAE J595 Class 2**

Part No.	Accessories for E-950 Series	Pkg
PRXF-S950	Fuse/Switch Kit consisting of: PRXST100 On/Off Toggle Switch, PRXATM05 5 Amps Mini Fuse & PRXATMF14C In-Line Fuse Holder w/ Cover	Retail Bag

LED White Steady Utility Light



PRXE-955C

Part No.	Diodes Colour	Diodes	Lens Colour	Pattern	Voltage	Amps	Pkg
PRXE-955C	White	4	Clear	Steady	12V	0.50	Retail Bag


- Lamp Dimension : 4-3/4" L x 1-7/8" W x 1-5/8" H
- Aluminium Die Cast Base & Polycarbonate Lens
- Surface mount - 2 holes @ 4-1/2" centres
- IP67

4" Round LED Quad Flash (Strobe)

PRXE-940 has the same dimension as a 4" tail lamp. Use regular open or closed back grommets and double contact pigtails. Convenient and easy to install. Lamp kits with grommet, pigtail & mounting bracket available for instant installation. Also available in rubber housing just like a work lamp for permanent mount or magnetic mount.

Part No.	Diodes Colour	Diodes	Lens Colour	Flash Pattern	Voltage	Amps	Pkg
PRXE-940A	Amber	24	Amber	Quad	9V - 36V	0.38 @ 12V	Retail Bag
PRXE-940CA	Amber	24	Clear	Quad	9V - 36V	0.38 @ 12V	Retail Bag
PRXE-940B	Blue	24	Blue	Quad	9V - 36V	0.38 @ 12V	Retail Bag
PRXE-940R	Red	24	Red	Quad	9V - 36V	0.38 @ 12V	Retail Bag

- Lamp Dimension : 4-1/4" Dia x 1-3/4" H
- Polycarbonate Lens & Body
- EMC IP67
- SAE J595 Class 2



Part No.	Kits for Instant Installation:	Pkg
PRXE-940A-K	with Open Back Grommet & Double Contact Pigtail	Retail Bag
PRXE-940CA-K	with Open Back Grommet & Double Contact Pigtail	Retail Bag
PRXE-940B-K	with Open Back Grommet & Double Contact Pigtail	Retail Bag
PRXE-940R-K	with Open Back Grommet & Double Contact Pigtail	Retail Bag
PRXE-940A-KM	with Black Steel Mounting Bracket,Open Back Grommet & Double Contact Pigtail	Retail Bag
PRXE-940CA-KM	with Black Steel Mounting Bracket,Open Back Grommet & Double Contact Pigtail	Retail Bag
PRXE-940B-KM	with Black Steel Mounting Bracket,Open Back Grommet & Double Contact Pigtail	Retail Bag
PRXE-940R-KM	with Black Steel Mounting Bracket,Open Back Grommet & Double Contact Pigtail	Retail Bag



Part No.	Rubber Lamp Assembly	Pkg
PRXEH-940A	in Rubber Housing	Retail Bag
PRXEH-940CA	in Rubber Housing	Retail Bag
PRXEH-940B	in Rubber Housing	Retail Bag
PRXEH-940R	in Rubber Housing	Retail Bag



Part No.	Magnetic Mount Rubber Lamp Assembly	Pkg
PRXEHM-940A	in Rubber Housing with Magnetic Base & Fused Cigarette Power Adaptor	Retail Bag
PRXEHM-940CA	in Rubber Housing with Magnetic Base & Fused Cigarette Power Adaptor	Retail Bag
PRXEHM-940B	in Rubber Housing with Magnetic Base & Fused Cigarette Power Adaptor	Retail Bag
PRXEHM-940R	in Rubber Housing with Magnetic Base & Fused Cigarette Power Adaptor	Retail Bag



Part No.	Accessories for E-940 series	Pkg
PRXF-S950	Fuse/Switch Kit consisting of: PRXST100 On/Off Taggle Switch, PRXATM05 5 Amps Mini Fuse & PRXATMF14C In-Line Fuse Holder w/ Cover	Retail Bag

PRXE-920 & PRXE-921 are the same dimensions as an oval tail lamp. Use regular open or closed back grommets and double contact pigtails. Convenient and easy to install. Lamp kits with grommet, pigtail & mounting bracket available for instant installation.

Oval LED Quad Flash (Strobe)



PRXE-920A



PRXE-920CA



PRXE-920B



PRXE-920R

Part No.	Diodes Colour	Diodes	Lens Colour	Flash Pattern	Voltage	Amps	Pkg
PRX-920A	Amber	24	Amber	Quad	9V - 36V	0.38 @ 12V	Retail Bag
PRXE-920CA	Amber	24	Clear	Quad	9V - 36V	0.38 @ 12V	Retail Bag
PRXE-920B	Blue	24	Blue	Quad	9V - 36V	0.38 @ 12V	Retail Bag
PRXE-920R	Red	24	Red	Quad	9V - 36V	0.38 @ 12V	Retail Bag

- Lamp Dimension : 6-1/2" L x 2-1/4" W x 1-3/4" H
- Polycarbonate Lens & Body
- EMC IP67
- **SAE J595 Class 2**



PRXE-920R-K



PRXE-920A-KM



PRXE-920CA-KM

Part No.	Kits for Instant Installation:	Pkg
PRXE-920A-K	with Open Back Grommet & Double Contact Pigtail	Retail Bag
PRXE-920CA-K	with Open Back Grommet & Double Contact Pigtail	Retail Bag
PRXE-920B-K	with Open Back Grommet & Double Contact Pigtail	Retail Bag
PRXE-920R-K	with Open Back Grommet & Double Contact Pigtail	Retail Bag
PRXE-920A-KM	with Black Steel Mounting Bracket, Open Back Grommet & Double Contact Pigtail	Retail Bag
PRXE-920CA-KM	with Black Steel Mounting Bracket, Open Back Grommet & Double Contact Pigtail	Retail Bag
PRXE-920B-KM	with Black Steel Mounting Bracket, Open Back Grommet & Double Contact Pigtail	Retail Bag
PRXE-920R-KM	with Black Steel Mounting Bracket, Open Back Grommet & Double Contact Pigtail	Retail Bag

Part No.	Accessories for PRXE-920 series	Pkg
PRXF-S950	Fuse/Switch Kit consisting of: PRXST100 On/Off Toggle Switch, PRXATM05 5 Amps Mini Fuse & PRXATMF14C In-Line Fuse Holder w/ Cover	Retail Bag

Oval LED Sequential Flashing (Arrows)



PRXE-921A



PRXE-921A-K



PRXE-921A-KM

Part No.	Diodes Colour	Diodes	Lens Colour	Flash Pattern	Voltage	Amps	Pkg
PRXE-921A	Amber	35	Amber	Sequential	9V - 36V	0.38 @ 12V	Retail Bag

- Lamp Dimension : 6-1/2" L x 2-1/4" W x 2" H
- Polycarbonate Lens & Body
- Sequential Flash Fills Lamp and Repeats
- EMC IP67

Part No.	Kits for Instant Installation:	Pkg
PRXE-921A-K	E-921A with Open Back Grommet & Double Contact Pigtail	Retail Bag
PRXE-921A-KM	E-921A with Black Steel Mounting Bracket, Open Back Grommet & Double Contact Pigtail	Retail Bag

Part No.	Accessories for E-921 series	Pkg
PRXF-S950	Fuse/Switch Kit consisting of: PRXST100 On/Off Toggle Switch, PRXATM05 5 Amps Mini Fuse & PRXATMF14C In-Line Fuse Holder w/ Cover	Retail Bag

Heavy Duty LED Quad Flash (Strobe)

Part No.	Colour	Diodes	Flash Pattern	Voltage	Amps	Pkg
PRXE-888AC	Amber	8 High Output Diodes	Quad	12V - 40V	1.30 @ 12V	Box

- Lamp Dimension : 7-1/2" H x 8-3/4" Base Dia
- Aluminium Base with Polycarbonate Amber Lens & Clear Dome
- Mounting Options : 3-1/2" center or 7" center
- IP65
- **SAE J845 Class 1**



PRXE-888AC

Part No.	Colour	Diodes	Flash Pattern	Voltage	Amps	Pkg
PRXE-880AC	Amber	120	Quad	12V	0.87	Box

- Lamp Dimension : 7-1/2" H x 8-3/4" Base Dia
- Aluminium Base with Polycarbonate Amber Lens & Clear Dome
- Mounting Options : 3-1/2" center or 7" center
- EMC IP65
- **SAE J845 Class 2**



PRXE-880AC

Part No.	Accessories for E-888AC & E-880AC	Pkg
PRXF-S950	Fuse/Switch Kit consisting of: PRXST100 On/Off Toggle Switch, PRXATM05 5 Amps Mini Fuse & PRXATMF14C In-Line Fuse Holder w/ Cover	Retail Bag
PRXF-F680	Mounting Plate & Bracket Set for mounting on pole or mirror arm	Bulk

Combination LED Quad Flash (Strobe) & LED Rotating

Part No.	Colour	Diodes	Flash Pattern	Voltage	Amps	Pkg
PRXE-658A	Amber	8 High Output Diodes	Quad / Rotating	12V - 50V	1.50 @ 12V	Box

- Lamp Dimension : 4-1/2" H x 6-1/2" Base Dia
- Aluminium Base & Polycarbonate Lens
- **Switch (PRXST109) Included** for Flash Pattern Selection
- 3 Mounting Holes on 6" diameter
- IP65
- **SAE J845 Class 1** on Quad Flash
- **SAE J845 Class 2** on Rotating Flash



PRXE-658A

Part No.	Accessories for E-658A	Pkg
PRXF-S950	Fuse/Switch Kit consisting of: PRXST100 On/Off Toggle Switch, PRXATM05 5 Amps Mini Fuse & PRXATMF14C In-Line Fuse Holder w/ Cover	Retail Bag
PRXF-F680	Mounting Plate & Bracket Set for mounting on pole or mirror arm	Bulk
PRXF-FM600	Magnet Mount Kit w/ Coiled Wire and Fused Cigarette Power Adaptor to convert lamp to magnetic mount	Bulk

LED Rotating Flash




PRXE-650 A

Part No.	Colour	Diodes	Flash Pattern	Voltage	Amps	Pkg
PRXE-650A	Amber	8 High Output Diodes	Rotating	12V - 40V	0.60 @ 12V	Box

- Lamp Dimension : 5" H x 6-1/2" Base Dia
- Sturdy ABS Base & Polycarbonate Lens
- 3 Mounting Holes on 6" diameter
- IP65
- **SAE J845 Class 2**

Part No.	Accessories for E-650A	Pkg
PRXF-S950	Fuse/Switch Kit consisting of: PRXST100 On/Off Toggle Switch, PRXATM05 5 Amps Mini Fuse & PRXATMF14C In-Line Fuse Holder w/ Cover	Retail Bag
PRXF-F680	Mounting Plate & Bracket Set for mounting on pole or mirror arm	Bulk
PRXF-FM600	Magnet Mount Kit w/ Coiled Wire and Fused Cigarette Power Adaptor to convert lamp to magnetic mount	Bulk

LED Quad Flash (Strobe)



PRXE-550A

Part No.	Colour	Diodes	Flash Pattern	Voltage	Amps	Pkg
PRXE-550A	Amber	120	Quad	12V	0.87	Box

- Lamp Dimension : 5" H x 6.3" Base Dia
- Sturdy ABS Base & Polycarbonate Lens
- 3 Mounting Holes on 6" diameter
- EMC IP65
- **SAE J845 Class 2**



PRXE-550AT Pole Mount

PRXE-550AT Surface Mount

Part No.	Colour	Diodes	Flash Pattern	Voltage	Amps	Pkg
PRXE-550AT	Amber	120	Quad	12V	0.87	Box

- Lamp Dimension : 5" H x 6.3" Base Dia
- Black Enamel Aluminium Base with Chrome Ring
- Pole Mount use 1" pipe thread NPT (pipe not included)
- 3 Mounting Holes on 6" diameter
- EMC IP65
- **SAE J845 Class 2**



PRXE-553A

Part No.	Colour	Diodes	Flash Pattern	Voltage	Amps	Pkg
PRXE-553A	Amber	8 High Output Diodes	Quad	12V	0.96 @ 12V	Box

- Lamp Dimension : 5" H x 6.5" Base Dia
- Sturdy ABS Base & Polycarbonate Lens
- 3 Mounting Holes on 6" diameter
- IP66
- **SAE J845 Class 2**

Part No.	Accessories for E-550A, E-550AT & E-553A	Pkg
PRXF-S950	Fuse/Switch Kit consisting of: PRXST100 On/Off Toggle Switch, PRXATM05 5 Amps Mini Fuse & PRXATMF14C In-Line Fuse Holder w/ Cover	Retail Bag
PRXF-F680	Mounting Plate & Bracket Set for mounting on pole or mirror arm	Bulk
PRXF-FM600	Magnet Mount Kit w/ Coiled Wire and Fused Cigarette Power Adaptor to convert lamp to magnetic mount	Bulk

LED Quad Flash (Strobe)

Permanent Mount Model

Part No.	Colour	Diodes	Flash Pattern	Voltage	Amps	Pkg
PRXE-330A	Amber	30	Quad	12V - 40V	0.14 @ 12V	Box
PRXE-330W	White	30	Quad	12V - 40V	0.14 @ 12V	Box

- Lamp Dimension : 3-3/4" H x 5" Base Dia
- Sturdy ABS Base & Polycarbonate Lens
- 3 Mounting Holes on 4-3/4" diameter
- IP66

Part No.	Accessories for E-330A	Pkg
PRXF-S950	Fuse/Switch Kit consisting of: PRXST100 On/Off Toggle Switch, PRXATM05 5 Amps Mini Fuse & PRXATMF14C In-Line Fuse Holder w/ Cover	Retail Bag
PRXF-F680	Mounting Plate & Bracket Set for mounting on pole or mirror arm	Bulk



Magnetic Mount Models

Part No.	Colour	On/Off Switch	Diodes	Flash Pattern	Voltage	Amps	Pkg
PRXE-330AM	Amber	No	30	Quad	12V - 40V	0.14 @ 12V	Box
PRXE-332AM	Amber	Yes	30	Quad	12V - 24V	0.14 @ 12V	Box
PRXE-330BM	Blue	No	30	Quad	12V - 40V	0.14 @ 12V	Box

- Lamp Dimension : 3-3/4" H x 5" Base Dia
- Magnetic Base with Fused Cigarette Power Adaptor & Polycarbonate Lens
- IP66



LED Rotating Flash

Part No.	Colour	Diodes	Flash Pattern	Voltage	Amps	Pkg
PRXE-350A	Amber	30	Rotating	12V	0.10	Box

- Lamp Dimension : 4" H x 5" Base Dia
- Sturdy ABS Base & Polycarbonate Lens
- 3 Mounting Holes on 4-5/8" diameter
- IP66


Part No.	Accessories for E-350A	Pkg
PRXF-S950	Fuse/Switch Kit consisting of: PRXST100 On/Off Toggle Switch, PRXATM05 5 Amps Mini Fuse & PRXATMF14C In-Line Fuse Holder w/ Cover	Retail Bag
PRXF-F680	Mounting Plate & Bracket Set for mounting on pole or mirror arm	Bulk
PRXF-FM600	Magnet Mount Kit w/ Coiled Wire and Fused Cigarette Power Adaptor to convert lamp to magnetic mount	Bulk



Battery Operated LED Rotating

Part No.	Colour	Diodes	Flash Pattern	Mounting	Pkg
PRXE-480AM	Amber	20	Rotating	Magnetic Base	Box
PRXE-480BM	Blue	20	Rotating	Magnetic Base	Box
PRXE-480AB	Amber	20	Rotating	Bracket Mount	Box

- Lamp Dimension : 4-1/2" H x 5" Base Dia
- Comes with On/Off Switch
- Use 4 AA Batteries (not included)
- IP65



Battery Operated LED (Strobe)



PRXE-420AM

Part No.	Colour	Diodes	Flash Pattern	Mounting	Pkg
PRXE-420AM	Amber	4	Single	Magnetic Base	Box

- Lamp Dimension : 4" H x 4-3/4" Base Dia
- Comes with On/Off Switch
- Use 2 AA Batteries (not included)
- IP65



PRXE-450AM

Part No.	Colour	Diodes	Flash Pattern	Mounting	Pkg
PRXE-450AM	Amber	30	Quad	Magnetic Base	Box

- Lamp Dimension : 5" H x 4-3/4" Base Dia
- Comes with On/Off Switch
- Use 9V Battery (not included)

Multiple Pattern LED Mini Dual Warning Light Sets

Each set contains 2 LED synchronized strobe heads. Strobe heads can be mounted inside head or tail lamp assemblies or surface mounted. All necessary mounting hardware included.



PRXE-985AK
LED Strobe Heads

Part No.	Diodes Colour	Diodes	Lens Colour	Flash Pattern	Voltage	Amps	Pkg
PRXE-985AK	Amber	6	Amber	19 Patterns	12V	0.7	Box
PRXE-985CAK	Amber	6	Clear	19 Patterns	12V	0.7	Box
PRXE-985CWK	White	6	Clear	19 Patterns	12V	0.7	Box
PRXE-985BK	Blue	6	Blue	19 Patterns	12V	0.7	Box



Control Box



Extension Wire



Gaskets & Screws



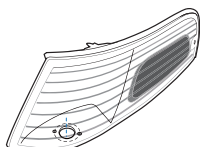
Black Flanges



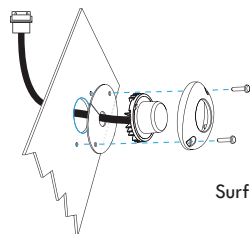
Taggle Switch

- Each Light Set consists of:
 - 2 LED Strobe Heads in Chrome Aluminium Base & Polycarbonate Lens
 - 2 Black Flanges
 - Control Box with 36" Wire Harness at Each End
 - 80" Extension Wire Harness
 - Momentary On-Off Chrome Toggle (PRXST108) for Flash Pattern Selection - Gaskets & Screws
- Lamp Dimension : 1-1/2" Dia x 1-1/16" H
- Mounting Holes : 2 holes @ 1-9/32 centers
- IPX7

Part No.	Accessories for E-958 series	Pkg
PRXF-S950	Fuse/Switch Kit consisting of: PRXST100 On/Off Toggle Switch, PRXATM05 5 Amps Mini Fuse & PRXATMF14C In-Line Fuse Holder w/ Cover	Retail Bag
PRXE-F985-5	Chrome Flange	Retail Bag



Headlamp/Tail lamp
Assembly Mount



Surface Mount

Heavy Duty Strobe

Part No.	Colour	Flash Pattern	Joules	Voltage	Amps	Pkg
PRXC-883AC	Amber	Double/Quad SAE J845 Class 2	17	12V - 24V	2.21 @ 12V	Box
PRXC-880BC	Blue	Single/Quad Quad - SAE J1318 Class 2 Single - SAE J1318 Class 3	14	12V - 48V	2.0 @ 12V	Box

- Lamp Dimension : 7-1/2" H x 8-3/4" Base Dia
- Aluminium Base with Polycarbonate Lens & Clear Dome
- Mounting Options : 3-1/2" center or 7" center
- EMC IP65



PRXC-883AC

Part No.	Accessories for C-883AC & C-880BC	Pkg
PRXF-S950	Fuse/Switch Kit consisting of: PRXST100 On/Off Toggle Switch, PRXATM05 5 Amps Mini Fuse & PRXATMF14C In-Line Fuse Holder w/ Cover	Retail Bag
PRXF-F680	Mounting Plate & Bracket Set for mounting on pole or mirror arm	Bulk
PRXCB-883	Replacement Flash Bulb for PRXC-883AC	Clamshell
PRXCB-880	Replacement Flash Bulb for PRXC-880BC	Clamshell
PRXCC-880	Replacement Clear Dome	Bulk
PRXCL-550A	Replacement Amber Lens for	Bulk
PRXCL-550B	Replacement Blue Lens for	Bulk



PRXC-880BC

Part No.	Colour	Flash Pattern	Joules	Voltage	Amps	Pkg
PRXC-553A	Amber	Double/Quad SAE J845 Class 2 w/ High/Low Intensity Option	17	12V - 24V	2.21 @ 12V	Box

- Lamp Dimension : 4-3/4" H x 6-7/16" Base Dia
- Aluminium Base & Polycarbonate Lens
- Mounting:
Surface Mount - 3 Mounting Holes (3/16") on 6" centres
Pole Mount use 1" pipe thread NPT (pipe not included)
- EMC IP66



PRXC-553A

Part No.	Colour	Flash Pattern	Joules	Voltage	Amps	Pkg
PRXC-550A	Amber	Double/Quad Double - SAE J1318 Class 2 Quad - SAE J1318 Class 3	12	12V - 48V	2.0 @ 12V	Box
PRXC-550B	Blue	Double/Quad	12	12V - 48V	2.0 @ 12V	Box

- Lamp Dimension : 5" H x 6-1/2" Base Dia
- Sturdy ABS Base & Polycarbonate Lens
- 3 Mounting Holes on 6" diameter
- EMC IP66



PRXC-553A Base Surface or Pole Mount



PRXC-550A

Part No.	Accessories for C-553A, C-550A & C-550B	Pkg
PRXF-S950	Fuse/Switch Kit consisting of: PRXST100 On/Off Toggle Switch, PRXATM05 5 Amps Mini Fuse & PRXATMF14C In-Line Fuse Holder w/ Cover	Retail Bag
PRXF-F680	Mounting Plate & Bracket Set for mounting on mirror arm	Bulk
PRXF-FM600	Magnet Mount Kit w/ Coiled Wire and Fused Cigarette Power Adaptor to convert lamp to magnetic mount	Bulk
PRXCB-553	Replacement Flash Bulb for PRXC-553A	Clamshell
PRXCB-550	Replacement Flash Bulb for PRXC-550A & PRXC-550B	Clamshell
PRXCL-553A	Replacement Amber Lens for PRXC-553A	Bulk
PRXCL-550A	Replacement Amber Lens for PRXC-550A	Bulk
PRXCL-550B	Replacement Blue Lens for PRXC-550B	Bulk



PRXC-550B



PRXC-450AD

Part No.	Colour	Flash Pattern	Joules	Voltage	Amps	Pkg
PRXC-450AD	Amber	Single	3	12V - 48V	0.3 @ 12V	Box
PRXC-450BD	Blue	Single	3	12V - 48V	0.3 @ 12V	Box

- Lamp Dimension : 4-1/2" H x 5-1/2" Base Dia
- Rubber Base & Polycarbonate Lens
- 2 Mounting Studs (#8 screws) on 4" center
- IP65



PRXC-450BD

Part No.	Accessories for C-450AD & C-450BD	Pkg
PRXF-S950	Fuse/Switch Kit consisting of: PRXST100 On/Off Toggle Switch, PRXATM05 5 Amps Mini Fuse & PRXATMF14C In-Line Fuse Holder w/ Cover	Retail Bag
PRXCB-450	Replacement Flash Bulb for PRXC-450AD & PRXC-450BD	Clamshell
PRXCL-550A	Replacement Amber Lens for PRXC-450AD	Bulk
PRXCL-550B	Replacement Blue Lens for PRXC-450BD	Bulk

PRXC-330B



PRXC-330A

Permanent Mount Models

Part No.	Colour	Flash Pattern	Joules	Voltage	Amps	Pkg
PRXC-330A	Amber	Single	2	12V - 120V	0.25 @ 12V	Box
PRXC-330B	Blue	Single	2	12V - 120V	0.25 @ 12V	Box

- Lamp Dimension : 4" H x 5" Base Dia
- Sturdy ABS Base & Polycarbonate Lens
- 3 Mounting Holes on 4-3/4" diameter
- EMC IP66

Part No.	Accessories for C-330A & C-330B	Pkg
PRXF-S950	Fuse/Switch Kit consisting of: PRXST100 On/Off Toggle Switch, PRXATM05 5 Amps Mini Fuse & PRXATMF14C In-Line Fuse Holder w/ Cover	Retail Bag
PRXF-F680	Mounting Plate & Bracket Set for mounting on pole or mirror arm	Bulk
PRXCB-330	Replacement Flash Bulb for PRXC-330A & PRXC-330B	Clamshell
PRXCL-330A	Replacement Amber Lens for PRXC-330A	Bulk
PRXCL-330B	Replacement Blue Lens for PRXC-330B	Bulk



PRXC-330AM



PRXC-330BM

Magnetic Mount Models

Part No.	Colour	Flash Pattern	Joules	Voltage	Amps	Pkg
PRXC-330AM	Amber	Single	2	12V - 120V	0.25 @ 12V	Box
PRXC-330BM	Blue	Single	2	12V - 120V	0.25 @ 12V	Box

- Lamp Dimension : 4" H x 5" Base Dia
- Magnetic Base with Power Adaptor Polycarbonate Lens
- EMC IP66

Part No.	Accessories for C-330AM & C-330BM	Pkg
PRXCB-330	Replacement Flash Bulb for PRXC-330AM & PRXC-330BM	Clamshell
PRXCL-330A	Replacement Amber Lens for PRXC-330AM	Bulk
PRXCL-330B	Replacement Blue Lens for PRXC-330BM	Bulk

Towmotor Application Strobe

Part No.	Colour	Flash Pattern	Joules	Voltage	Amps	Pkg
PRXC-250A	Amber	Single	2	12V - 120V	0.24 @ 12V	Box

- Lamp Dimension : 5" H x 2-3/4" Base Dia
- Mounting : 3-3/8" centre
- Mounting Hole : 3/16"
- ABS Base & Polycarbonate Lens
- EMC IP66

Part No.	Accessories for C-250A	Pkg
PRXF-S950	Fuse/Switch Kit consisting of: PRXST100 On/Off Toggle Switch, PRXATM05 5 Amps Mini Fuse & PRXATMF14C In-Line Fuse Holder w/ Cover	Retail Bag
PRXCB-250	Replacement Flash Bulb for PRXC-250A	Clamshell
PRXCL-250A	Replacement Amber Lens for PRXC-250A	Bulk



PRXC-250A

Dual Strobe Light Bar

Dual Quad Flash Strobe Light Bar in alternating sequence. Centre mirrored reflector doubles the effect of the strobe. Small compact design suitable for fitting in a variety of locations.

Part No.	Colour	Flash Pattern	Voltage	Amps	Pkg
PRXC-100A	Amber	Alternating Quad Flash SAE J845 Class 2	12V	1.80	Box

- Lamp Dimension : 16" L x 8-1/2" W x 6" H
- Sturdy ABS Base with Polycarbonate Dome & Lens
- Mounting : 4 mounting screws @ 12-3/4" and 5-1/4" centres

Part No.	Accessories for C-100A	Pkg
PRXF-S950	Fuse/Switch Kit consisting of: PRXST100 On/Off Toggle Switch, PRXATM05 5 Amps Mini Fuse & PRXATMF14C In-Line Fuse Holder w/ Cover	Retail Bag



PRXC-100A

Rotating Beacon Lights

Single Rotating Beacon

Part No.	Colour	Flash Pattern	Voltage	Amps	Bulb	Pkg
PRXC-R880A	Amber	Single Rotating @ 150 fpm SAE J845 Class 1	12V	5	H1	Box
PRXC-R880B	Blue	Single Rotating @ 150 fpm	12V	5	H1	Box

- Lamp Dimension : 7-3/4" H x 8-3/4" Dia
- Aluminium Base with Polycarbonate Lens
- Mounting : 3-1/2" or 7-1/16" centres
- EMC IP65

Part No.	Accessories for PRXC-R880A & PRXC-R880B	Pkg
PRXF-S970	Fuse/Switch Kit consisting of: PRXST100 On/Off Toggle Switch, PRXATM075 7.5 Amps Mini Fuse & PRXATMF14C In-Line Fuse Holder w/ Cover	Retail Bag
PRXF-F680	Mounting Plate & Bracket Set for mounting on pole or mirror arm	Bulk
PRXCL-R880A	Replacement Amber Lens for PRXC-R880A	Bulk
PRXCL-R880B	Replacement Blue Lens for PRXC-R880B	Bulk



PRXC-R880A



PRXC-R880B

Mounting Plate & Bracket Set - for Pole Mount or Mirror Arm Mount



PRXE-F680
Pole Mount



PRXE-F680
Mirror Arm Mount

Part No.	Description	Pkg
PRXE-F680	Mounting Plate & Bracket Set consisting of: 6-1/2" Round Plated Steel Base Mount and Brushed Aluminium Mirror Mounting Bracket with 1/2" centred mounting hole	Bulk

For Use with:

PRXC-330A	PRXC-880BC	PRXE-330A	PRXE-650A
PRXC-330B	PRXC-883AC	PRXE-350A	PRXE-658A
PRXC-550A	PRXC-R880A	PRXE-550A	PRXE-880AC
PRXC-550B	PRXC-R880B	PRXE-553A	PRXE-888AC
PRXC-553A			

Magnet Mount Kit - to convert Lamp to Magnetic Mount



PRXE-FM600

Part No.	Description	Pkg
PRXE-FM600	Magnetic Mount Kit consisting of: 6-1/2" Round Plated Steel Base with Magnet and Rubber Housing Coiled Wire & Cigarette Power Adaptor	Bulk

For Use with:

PRXC-550A	PRXE-350A	PRXE-650A
PRXC-550B	PRXE-550A	PRXE-658A
PRXC-553A	PRXE-553A	

Fuse/Switch Kits



PRXST-100



PRXF-S950

Part No.	Fuse/Switch Kit consisting of:	Pkg
PRXF-S935	PRXST100 On/Off Toggle Switch PRXST108 Momentary On-Off Toggle Switch PRXATS03 3 Amps Standard Fuse PRXATSF14C In-Line Fuse Holder w/ Cover	Retail Bag
PRXF-S950	PRXST100 On/Off Toggle Switch PRXATM05 5 Amps Mini Fuse & PRXATMF14C In-Line Fuse Holder w/ Cover	Retail Bag
PRXF-S955	PRXST100 On/Off Toggle Switch PRXST105 On-Off-Momentary On Toggle Switch PRXATM05 5 Amps Mini Fuse PRXATMF14C In-Line Fuse Holder w/ Cover	Retail Bag
PRXF-S970	PRXST100 On/Off Toggle Switch PRXATM075 7.5 Amps Mini Fuse & PRXATMF14C In-Line Fuse Holder w/ Cover	Retail Bag
PRXF-S975	PRXST100 On/Off Toggle Switch PRXST105 On-Off-Momentary On Toggle Switch PRXATM075 7.5 Amps Mini Fuse PRXATMF14C In-Line Fuse Holder w/ Cover	Retail Bag

SAE Class 1, Class 2 or Class 3? Not sure what to use on your application?

Per SAE specifications:

Class 1 Optical Warning Device is a primary optical warning device for use on authorized emergency vehicles responding to emergency situations. These devices are utilized to capture the attention of motorists and pedestrians and warn of a potentially hazardous activity or situation. Examples of emergency vehicles are police vehicles, fire trucks and ambulances.

Class 2 Optical Warning Device is a primary optical warning device for use on authorized maintenance or service vehicles to warn of traffic hazards such as a lane blockage or slow moving vehicle. Examples of maintenance or service vehicles are tow trucks, snow plow vehicles, Department of Highway road maintenance vehicles and other slow moving vehicles.

Class 3 Optical Warning Device is a primary optical warning device for use on vehicles authorized to display an optical warning device for identification only.

DOT / SAE compliant performance LED auxiliary driving lamps with state of the art optic system. High lumen output with low power consumption. Emits natural white light which reduces eye fatigue. Available in aluminium housing and rubber housing.

5" Round

1,190 Lumens



Part No.	Diodes	SAE	Voltage	Amp Draw	Optimal Penetration	Pkg
PRXLW5300	7 x 3W LED	J581	9V - 33V	1.29 @ 12V 0.07 @ 24V	750 ft	Bulk
PRXLW5300X	PRXLW5300 packaged in open face retail box					

> Auxiliary HIGH beam lamp meets DOT & SAE standards for highway use

- Lamp Dimension : 5-1/16" Dia. x 3" D x 5-15/16" H Stud Size : 10M
- LED diode rated life : 50,000 hours (per manufacturer specifications)
- High UV resistant polyester powder coated black aluminium housing
- Polycarbonate lens
- Adjustable stainless steel mounting bracket
- Vibration tested to SAE J575 standard. Corrosion protection tested to ASTM B117 standard.
- Reverse voltage protection. Hi/Low voltage input/output protection.
- EMC IP67

7.5" x 5"

DOT (FMVSS108/CMVSS108) compliant



Part No.	Beam	SAE	Voltage	Amp Draw	Pkg
PRXLW5506	Low Beam with Parking Lamp	HL P	12V or 24V	1.85 @ 12V 0.97 @ 24V	Bulk
PRXLW5508	High Beam with Parking Lamp	HL P	12V or 24V	1.85 @ 12V 0.97 @ 24V	Bulk

Auxiliary HIGH beam and LOW beam lamps with parking lamps

> LW5506 meets DOT low beam standards

LW5508 meets DOT high beam standards

LED parking lamp meets SAE P standards

> Shock absorbing and UV resistant rubber-like high impact synthetic resin housing

- Lamp Dimension : 7-1/2" W x 6" H x 5" D Stud Size : 1/2"
- LED diode rated life : 50,000 hours (per manufacturer specifications)
- Steel reinforced rubber-like high impact synthetic resin housing
- Hardened glass lens
- Zinc plated steel mounting hardware
- Vibration tested to SAE J575 standard
- Reverse voltage protection. Hi/Low voltage input/output protection.
- EMC IP67 on LED sealed beam unit

PRXLWB5506 Replacement LED sealed beam lamp for LW5506 (box)

PRXLWB5508 Replacement LED sealed beam lamp for LW5508 (box)

PRXAG5070H Replacement housing for LW5506 and LW5508 (bulk)



DOT / SAE compliant performance LED headlamps with state of the art optic system. High lumen output with low power consumption. Emits natural white light which reduces eye fatigue.

6.5" x 4"

DOT (FMVSS108/CMVSS108) compliant

Part No.	Beam	SAE	Voltage	Amp Draw	Pkg
PRXLHL5506	High/Low Beam with Parking Lamp	HL P	12V or 24V	1.85 @ 12V 0.97 @ 24V	Box
PRXLHL5508	High Beam with Parking Lamp	HL P	12V or 24V	1.85 @ 12V 0.97 @ 24V	Box



HIGH/LOW beam and HIGH beam lamps with parking lamps

- > Designed to be used on 2-lamp or 4-lamp headlamp system
- > Fits 165mm x 100mm bezels
- > LED replacement for 4651 / H4651 / H4656
- > LHL5506 meets DOT high/low beam standards
- LHL5508 meets DOT high beam standards
- LED parking lamp meets SAE P standards

- LED diode rated life : 50,000 hours (per manufacturer specifications)
- Cast aluminium body
- Hardened glass lens
- Connects to existing beam connections
- Vibration tested to SAE J575 standard
- Reverse voltage protection. Hi/Low voltage input/output protection.
- EMC IP67

PRXLHR5506 Resistor Kit for LHL5506 (packaged in retail polybag)

PRXLHR5508 Resistor Kit for LHL5508 (packaged in retail polybag)

Newer model vehicles may have sensors to detect burnt out sealed beams. These sensors normally sense amp draw from the sealed beam. The efficiency of the LED headlamp with it's low amp draw may cause the sensor to indicate a burnt out sealed beam, and trigger a warning on the vehicle computer system. To overcome this, a resistor can be added to the lamp with the addition of the PROVIX Resistor Kit. (PRXLHR5506 for high/low beam & PRXLHR5508 for high beam)

A variety of performance LED flood lamps for off-road application. State of the art optic system. High lumen output with low power consumption. Emits natural white light which reduces eye fatigue. Aluminium body has thermal management system to control heat.

Heavy Duty LED Flood Lamps

6" Round

4,800 Lumens



Part No.	Diodes	Beam Pattern	Voltage	Amp Draw	Optimal Penetration	Pkg
PRXLW6002	6 x 10W LED	Wide Flood	12V - 70V	4.32 @ 12V 2.18 @ 24V	400 ft	Box

> **Sealed Deutsch Connectors (both female & male mating connectors)**

- Lamp Dimension : 6-1/8" Dia x 3-3/16" D x 6-1/8" H Stud Size : 12M
- LED diode rated life : 50,000 hours (*per manufacturer specifications*)
- High UV resistant polyester powder coated black aluminium housing
- Polycarbonate Lens
- Powder coated U-bracket & stainless steel hardware
- Vibration tested to SAE J575 standard. Corrosion protection tested to ASTM B117 standard.
- Reverse voltage protection. Hi/Low voltage input/output protection.
- EMC IP68

5" x 4"

2,925 Lumens



Part No.	Diodes	Beam Pattern	Voltage	Amp Draw	Optimal Penetration	Pkg
PRXLW5052	6 x 10W LED	Wide Flood	12V - 54V	3.76 @ 12V 1.91 @ 24V	350 ft	Box

> **Sealed Deutsch Connectors (both female & male mating connectors)**

- Lamp Dimension : 5-1/8" W x 4-11/16" D x 5-3/16" H Stud Size : 3/8"
- LED diode rated life : 50,000 hours (*per manufacturer specifications*)
- High UV resistant polyester powder coated black aluminium housing
- Polycarbonate Lens
- Adjustable stainless steel mounting bracket
- Vibration tested to SAE J575 standard. Corrosion protection tested to ASTM B117 standard.
- Reverse voltage protection
- EMC IP67

5" x 5"

8,100 Lumens



Part No.	Diodes	Beam Pattern	Voltage	Amp Draw	Optimal Penetration	Pkg
PRXLW5352	9 x 10W LED	Flood	12V - 30V	4.22 @ 12V 2.30 @ 24V	390 ft	Box

> **Sealed Deutsch Connectors (both female & male mating connectors)**

- Lamp Dimension : 5-3/8" W x 6-11/16" H x 4-5/8" D Stud Size : 12M
- LED diode rated life : 30,000 hours (*per manufacturer specifications*)
- High UV resistant polyester powder coated black aluminium housing
- Polycarbonate Lens
- Powder Coated Steel U-Bracket, Stainless Steel Hardware
- Vibration tested to SAE J575 standard. Corrosion protection tested to ASTM B117 standard.
- Reverse voltage protection
- EMC IP68 RoHs

A variety of performance LED flood lamps for off-road application. State of the art optic system. High lumen output with low power consumption. Emits natural white light which reduces eye fatigue. Aluminium body has thermal management system to control heat.

3.5" x 3.5"

1,150 Lumens

Part No.	Diodes	Beam Pattern	Voltage	Amp Draw	Optimal Penetration	Pkg
PRXLW4533	10 x 1W LED	Flood / Spot	9V - 36V	1.5 @ 12V 0.8 @ 24V	600 ft	Bulk
PRXLW4533-C	PRXLW4533 packaged in retail clamshell					
PRXLW4533-5	PRXLW4533 with Female Deutsch Connector for easy plug into mating Male Deutsch receptacle					
PRXLW4533-5C	PRXLW4533-5 packaged in retail clamshell					



- > **Special focal design enhances penetration of light**
- > **Flood beam pattern with spot beam penetration**

- Lamp dimension : 3-1/2" W x 4-11/16" H x 2-3/4" D Stud size : 5/16"
- LED diode rated life : 30,000 hours (*per manufacturer specifications*)
- High UV resistant polyester powder coated black aluminium housing
- Polycarbonate lens
- Adjustable stainless steel mounting bracket
- Vibration tested to SAE J575 standard. Corrosion protection tested to ASTM B117 standard.
- Reverse voltage protection
- EMC IP67

PRXPT6800-5 10" wire with Male Deutsch receptacle

PRXPT6800-5P PRXPT6800-5 packaged in retail polybag



PRXLW4533-2K Dual Lamp Kit with Plug & Go Harness

- 2 x **PRXLW4533-5** with Female Deutsch Connectors
- 24 ft harness with 2 mating Male Deutsch receptacles, battery connections, fuse and in dash on/off switch
- Packaged in retail clamshell

4.5" x 3"

1,200 Lumens

Part No.	Diodes	Beam Pattern	Voltage	Amp Draw	Optimal Penetration	Pkg
PRXLW4332	6 x 3W LED	Flood	9V - 36V	1.48 @ 12V 0.81 @ 24V	200 ft	Bulk
PRXLW4332-C	PRXLW4332 packaged in retail clamshell					



- Lamp Dimension : 4-3/8" W x 3-3/4" H x 2-1/4" D Stud Size : 5/16"
- LED diode rated life : 30,000 hours (*per manufacturer specifications*)
- High UV resistant polyester powder coated black aluminium housing
- Polycarbonate Lens
- Adjustable stainless steel mounting bracket
- Vibration tested to SAE J575 standard. Corrosion protection tested to ASTM B117 standard.
- Reverse voltage protection
- EMC IP67

A variety of performance LED flood lamps for off-road application. State of the art optic system. High lumen output with low power consumption. Emits natural white light which reduces eye fatigue. Aluminium body has thermal management system to control heat.

6" x 2"

1,260 Lumens

Part No.	Diodes	Beam Pattern	Voltage	Amp Draw	Optimal Penetration	Pkg
PRXLW6008	6 x 3W LED	Flood Centre Spot	12V - 30V	1.42 @ 12V 0.71 @ 24V	450 ft	Bulk



PRXLW6008-C PRXLW6008 packaged in retail clamshell

PRXLW6008-5 PRXLW6008 with Female Deutsch Connector for easy plug into mating Male Deutsch receptacle

PRXLW6008-5C PRXLW6008-5 packaged in retail clamshell



> Flood beam with centre spot beam

- Lamp Dimension : 6-5/16" W x 1-13/16" H x 2-3/8" D Stud Size : 5/16"
- LED diode rated life : 30,000 hours (per manufacturer specifications)
- High UV resistant polyester powder coated black aluminium housing
- Polycarbonate Lens
- Adjustable e-coated steel mounting bracket
- Vibration tested to SAE J575 standard. Corrosion protection tested to ASTM B117 standard.
- Reverse voltage protection
- IP69K RoHs

PRXPT6800-5 10" wire with Male Deutsch receptacle



PRXPT6800-5P PT6800-5 packaged in retail polybag

PRXLW6008-2K Dual Lamp Kit with Plug & Go Harness

- 2 x PRXLW6008-5 with Female Deutsch Connectors
- 18 ft harness with 2 mating Male Deutsch receptacles, battery connections, fuse & in dash on/off switch
- Packaged in retail clamshell

6" x 4"

3,200 Lumens

Part No.	Diodes	Beam Pattern	Voltage	Amp Draw	Optimal Penetration	Pkg
PRXLW6032	8 x 5W LED	Flood	10V - 30V	3.06 @ 12V 1.70 @ 24V	450 ft	Box



- Lamp Dimension : 6-5/16" W x 3-15/16" H x 3-3/8" D Stud Size : 10M
- LED diode rated life : 30,000 hours (per manufacturer specifications)
- High UV resistant polyester powder coated black aluminium housing
- Acrylic lens
- Adjustable stainless steel mounting bracket
- Vibration tested to SAE J575 standard. Corrosion protection tested to ASTM B117 standard.
- Reverse voltage protection
- IP68 RoHs

A variety of performance LED flood lamps for off-road application. State of the art optic system. High lumen output with low power consumption. Emits natural white light which reduces eye fatigue. Aluminium body has thermal management system to control heat.

3" x 3"

1,000 Lumens

Part No.	Diodes	Beam Pattern	Voltage	Amp Draw	Optimal Penetration	Pkg
PRXLW0302	4 x 4W LED	Flood	12V - 30V	1.04 @ 12V	650 ft	Bulk

PRXLW0302-C PRXLW0302 packaged in retail clamshell

- Lamp Dimension : 3-1/4" W x 3-1/4" D x 3" H Stud Size : 8M
- LED diode rated life : 50,000 hours (*per manufacturer specifications*)
- High UV resistant polyester powder coated black aluminium housing
- Polycarbonate Lens
- Multiple positions mounting brackets with hardware
- Vibration tested to SAE J575 standard. Corrosion protection tested to ASTM B117 standard.
- Reverse voltage protection
- EMC IP67 RoHs



Dual Lamp Kits with Plug & Go Harness:

PRXLW0300-2K 1 x PRXLW0302 Flood Lamp and 1 x PRXLW0303 Spot Lamp with Female Deutsch Connectors 18 ft harness with 2 mating Male Deutsch receptacles, battery connections, fuse & in dash on/off switch
Packaged in retail box

PRXLW0302-2K 2 x PRXLW0302 Flood Lamps with Female Deutsch Connectors 18 ft harness with 2 mating Male Deutsch receptacles, battery connections, fuse & in dash on/off switch
Packaged in retail box

PRXLW0303-2K 2 x PRXLW0303 Spot Lamps with Female Deutsch Connectors 18 ft harness with 2 mating Male Deutsch receptacles, battery connections, fuse & in dash on/off switch
Packaged in retail box



3" x 3"

700 Lumens

Part No.	Diodes	Beam Pattern	Voltage	Amp Draw	Optimal Penetration	Pkg
PRXLW3030	4 x 3W LED	Flood	9V - 36V	1.20 @ 12V 0.62 @ 24V	300 ft	Bulk

PRXLW3030-C PRXLW3030 packaged in retail clamshell

- Lamp Dimension : 2-7/8" W x 3-1/2" H x 1-9/16"D Stud Size : 6M
- LED diode rated life : 30,000 hours (*per manufacturer specifications*)
- High UV resistant polyester powder coated black aluminium housing
- Polycarbonate Lens
- Adjustable stainless steel mounting bracket
- Vibration tested to SAE J575 standard. Corrosion protection tested to ASTM B117 standard.
- Reverse voltage protection
- EMC IP67



A variety of performance LED flood lamps for off-road application. State of the art optic system. High lumen output with low power consumption. Emits natural white light which reduces eye fatigue. Aluminium body has thermal management system to control heat.

4.5" x 4"

840 Lumens



Part No.	Diodes	Beam Pattern	Voltage	Amp Draw	Optimal Penetration	Pkg
PRXLW5040	8 x 1W LED	Flood	9V - 36V	0.8 @ 12V 0.5 @ 24V	400 ft	Bulk

PRXLW5040-C Packaged in retail clamshell

PRXLW5040-5 PRXLW5040 with Female Deutsch Connector for easy plug into mating Male Deutsch receptacle

PRXLW5040-5C PRXLW5040-5 packaged in retail clamshell



- Lamp dimension : 4-3/8" W x 4-7/8" H x 1-7/8" D Stud size : 5/16"
- LED diode rated life : 30,000 hours (*per manufacturer specifications*)
- High UV resistant polyester powder coated black aluminium housing
- Polycarbonate lens
- Adjustable stainless steel mounting bracket
- Vibration tested to SAE J575 standard. Corrosion protection tested to ASTM B117 standard.
- Reverse voltage protection
- EMC IP67

PRXPT6800-5 10" wire with Male Deutsch receptacle

PRXPT6800-5P PRXPT6800-5 packaged in retail polybag



4" x 4"

1,440 Lumens



Part No.	Diodes	Beam Pattern	Voltage	Amp Draw	Optimal Penetration	Pkg
PRXLW4252	6 x 3W LED	Flood	10V - 30V	1.27 @ 12V 0.62 @ 24V	270 ft	Bulk

PRXLW4252X PRXLW4252 packaged in open face retail box

- Lamp Dimension : 4-3/16" W x 5" H x 1-1/4" D Stud Size : 8M
- LED diode rated life : 30,000 hours (*per manufacturer specifications*)
- High UV resistant polyester powder coated black aluminium housing
- Acrylic lens
- Adjustable stainless steel mounting bracket
- Vibration tested to SAE J575 standard. Corrosion protection tested to ASTM B117 standard.
- Reverse voltage protection
- IP67 RoHs

A variety of performance LED flood lamps for off-road application. State of the art optic system. High lumen output with low power consumption. Emits natural white light which reduces eye fatigue. Aluminium body has thermal management system to control heat.

4" x 4.5"

852 Lumens

Part No.	Diodes	Beam Pattern	Voltage	Amp Draw	Optimal Penetration	Pkg
PRXLW4052	12 x 1W LED	Wide Flood	10V - 30V	1.2 @ 12V 0.6 @ 24V	300 ft	Bulk

PRXLW4052X PRXLW4052 packaged in open face retail box

- Lamp dimension : 3-15/16" W x 5-1/2" H x 3-1/4" D Stud size : 3/8"
- LED diode rated life : 40,000 hours (per manufacturer specifications)
- High UV resistant polyester powder coated black aluminium housing
- Polycarbonate lens
- Adjustable stainless steel mounting bracket
- Vibration tested to SAE J575 standard. Corrosion protection tested to ASTM B117 standard.
- Reverse voltage protection



4" Round

800 Lumens

Part No.	Diodes	Beam Pattern	Voltage	Amp Draw	Optimal Penetration	Pkg
PRXLW4012	4 x 3W LED	Flood	12V - 24V	1.09 @ 12V 0.59 @ 24V	380 ft	Bulk

PRXLW4012-C PRXLW4012 packaged in retail clamshell

- Lamp Dimension : 4-1/4" Dia x 3" D x 4-7/8" H Stud Size : 3/8"
- LED diode rated life : 30,000 hours (per manufacturer specifications)
- Hooded aluminium housing in black finish
- Polycarbonate Lens
- Adjustable zinc plated stainless steel mounting bracket
- Vibration tested to SAE J575 standard. Corrosion protection tested to ASTM B117 standard.
- Reverse voltage protection. Hi/Low voltage input/output protection.
- IP67



4.5" Round

1,260 Lumens

Part No.	Diodes	Beam Pattern	Voltage	Amp Draw	Optimal Penetration	Pkg
PRXLW4602	6 x 3W LED	Flood	12V - 30V	1.33 @ 12V 0.72 @ 24V	200 ft	Bulk

PRXLW4602-C PRXLW4602 packaged in retail clamshell

- Lamp dimension : 4-9/16" Dia. x 5-1/16" H x 1-3/4" D Stud size : 5/16"
- LED diode rated life : 30,000 hours (per manufacturer specifications)
- Hooded high UV resistant polyester powder coated black aluminium housing
- Acrylic lens
- Adjustable stainless steel mounting bracket
- Vibration tested to SAE J575 standard. Corrosion protection tested to ASTM B117 standard.
- Reverse voltage protection
- EMC IP67 RoHs



A variety of performance LED flood lamps for off-road application. State of the art optic system. High lumen output with low power consumption. Emits natural white light which reduces eye fatigue. Aluminium body has thermal management system to control heat.

4.5" Round

1,000 Lumens



Part No.	Diodes	Beam Pattern	Voltage	Amp Draw	Optimal Penetration	Pkg
PRXLW4002	6 x 3W LED	Flood	12V - 70V	1.7 @ 12V 0.8 @ 24V	400 ft	Bulk

PRXLW4002X PRXLW4002 packaged in open face retail box

- Lamp dimension : 4-5/8" Dia. x 5-3/8" H x 2-3/4" D Stud size : 3/8"
- LED diode rated life : 50,000 hours (*per manufacturer specifications*)
- High UV resistant polyester powder coated black aluminium housing
- Polycarbonate lens
- Adjustable stainless steel mounting bracket
- Vibration tested to SAE J575 standard. Corrosion protection tested to ASTM B117 standard.
- Reverse voltage protection. Hi/Low voltage input/output protection.
- EMC IP67

4" x 4"

1,300 Lumens



Part No.	Diodes	Beam Pattern	Voltage	Amp Draw	Optimal Penetration	Pkg
PRXLW4502	6 x 3W LED	Wide Flood	10V - 80V	0.8 @ 12V 0.6 @ 24V	250 ft	Bulk

PRXLW4502X PRXLW4502 packaged in open face retail box

- Lamp dimension : 4-11/16" Dia. x 5-13/16" H x 2-13/16" D Stud size : 10M
- LED diode rated life : 40,000 hours (*per manufacturer specifications*)
- High UV resistant polyester powder coated black aluminium housing
- Polycarbonate lens
- Adjustable stainless steel mounting bracket
- Vibration tested to SAE J575 standard. Corrosion protection tested to ASTM B117 standard.
- Reverse voltage protection
- EMC

Sales Tips

There's more to choosing LED Lamps than just lumens.

- Focal design is equally important for aiming, shaping and dispersing light.
- Lenses and reflectors create the beam patterns necessary for their intended use and to enhance performance.
- Housing designs combine functionality and durability with the stylish profiles demanded by the off-road and light truck accessory markets.

PROVIX' LED performance lamps come in four basic beam patterns:

1. Spot beam which stays tightly focused for long distances.
2. Flood beam which spreads the available light across a wider path.
3. Wide flood beam which broadly covers the immediate area.
4. Flood/Spot combination beam that has both spot and flood capabilities.

Choose the right lamp for the job.

A variety of performance LED flood lamps for off-road application. State of the art optic system. High lumen output with low power consumption. Emits natural white light which reduces eye fatigue. Aluminium body has thermal management system to control heat.

4.5" Round (Par 36)

260 Lumens

Part No.	Diodes	Beam Pattern	Voltage	Amp Draw	Optimal Penetration	Pkg
PRXLW5003	19	Flood	12V	0.15 @ 12V	200 ft	Bulk

PRXLW5003X PRXLW5003 packaged in open face retail box

- Lamp Dimension : 4-7/8" Dia. x 5-7/8" H x 3" D Stud Size : 5/16"
- LED diode rated life : 20,000 hours (*per manufacturer specifications*)
- Steel reinforced rubber-like high impact synthetic resin housing
- Polycarbonate lens
- Adjustable zinc plated steel mounting bracket
- Vibration tested to SAE J575 standard
- Reverse voltage protection



LED Flood Lamp with Magnetic Base & Cigarette Power Supply Adaptor

PRXLW5003-M Magnetic lamp assembly in bulk pack

PRXLW5003-MX Magnetic lamp assembly in open face retail box

Part No.	Diodes	Beam Pattern	Voltage	Amp Draw	Optimal Penetration	Pkg
PRXLWC5003	19	Flood	12V	0.15 @ 12V	200 ft	Bulk

PRXLWC5003X PRXLWC5003 packaged in open face retail box

- Lamp Dimension : 4-7/8" Dia. x 6" H x 2-5/8" D Stud Size : 5/16"
- LED diode rated life : 20,000 hours (*per manufacturer specifications*)
- Chrome steel housing
- Polycarbonate lens
- Adjustable zinc plated steel mounting bracket
- Vibration tested to SAE J575 standard
- Reverse voltage protection



LED Lamp Only (without Housing) - LED substitution for Par 36 sealed beam lamp

PRXLED4100-19W Replacement LED lamp for PRXLW5003 and PRXLWC5003

PRXLED4100-19W PRXLW4100-19W packaged in retail polybag



A variety of performance LED spot lamps for off-road application. State of the art optic system. High lumen output with low power consumption. Emits natural white light which reduces eye fatigue. Aluminium body has thermal management system to control heat.

6" Round

4,800 Lumens



Part No.	Diodes	Beam Pattern	Voltage	Amp Draw	Optimal Penetration	Pkg
PRXLW6003	6 x 10W LED	Spot	9V - 50V	4.82 @ 12V 2.42 @ 24V	1,500 ft	Box

> Sealed Deutsch Connector (both female & male mating connectors)

- Lamp Dimension : 7-7/16" W x 3-1/4" D x 6" H Stud Size : 10M
- LED diode rated life : 30,000 hours (per manufacturer specifications)
- High UV resistant polyester powder coated black aluminium housing
- Acrylic Lens
- Steel bracket & stainless steel hardware
- Vibration tested to SAE J575 standard. Corrosion protection tested to ASTM B117 standard.
- Reverse voltage protection. Hi/Low voltage input/output protection.
- EMC IP68 RoHs

5" x 5"

8,100 Lumens



Part No.	Diodes	Beam Pattern	Voltage	Amp Draw	Optimal Penetration	Pkg
PRXLW5353	9 x 10W LED	Spot	12V - 30V	5.35 @ 12V 2.72 @ 24V	2,000 ft	Box

> Sealed Deutsch Connectors (both female & male mating connectors)

- Lamp Dimension : 5-3/8" W x 6-11/16" H x 4-5/8" D Stud Size : 12M
- LED diode rated life : 30,000 hours (per manufacturer specifications)
- High UV resistant polyester powder coated black aluminium housing
- Polycarbonate Lens
- Powder Coated Steel U-Bracket, Stainless Steel Hardware
- Vibration tested to SAE J575 standard. Corrosion protection tested to ASTM B117 standard.
- Reverse voltage protection
- EMC IP68 RoHs

4" Round

400 Lumens



Part No.	Diodes	Beam Pattern	Voltage	Amp Draw	Optimal Penetration	Pkg
PRXLW4013	4 x 3W LED	Spot	12V - 24V	1.37 @ 12V 0.69 @ 24V	900 ft	Bulk

PRXLW4013-C PRXLW4013 packaged in retail clamshell

> Focal designed for distance light penetration - pencil beam

> Substitution for discontinued model PRXLW4003

- Lamp Dimension : 4-1/4" Dia x 3" D x 4-7/8" H Stud Size : 3/8"
- LED diode rated life : 50,000 hours (per manufacturer specifications)
- Hooded aluminium housing in black finish
- Polycarbonate Lens
- Adjustable zinc plated stainless steel mounting bracket
- Vibration tested to SAE J575 standard. Corrosion protection tested to ASTM B117 standard.
- Reverse voltage protection. Hi/Low voltage input/output protection.
- IP67

A variety of performance LED spot lamps for off-road application. State of the art optic system. High lumen output with low power consumption. Emits natural white light which reduces eye fatigue. Aluminium body has thermal management system to control heat.

3" x 3"

1,000 Lumens

Part No.	Diodes	Beam Pattern	Voltage	Amp Draw	Optimal Penetration	Pkg
PRXLW0303	4 x 4W LED	Spot	12V - 30V	1.16 @ 12V	680 ft	Bulk

PRXLW0303-C PRXLW0303 packaged in retail clamshell

- Lamp Dimension : 3-1/4" W x 3-1/4" D x 3" H Stud Size : 8M
- LED diode rated life : 50,000 hours (*per manufacturer specifications*)
- High UV resistant polyester powder coated black aluminium housing
- Polycarbonate Lens
- Multiple positions mounting brackets with hardware
- Vibration tested to SAE J575 standard. Corrosion protection tested to ASTM B117 standard.
- Reverse voltage protection
- EMC IP67 RoHs



Dual Lamp Kits with Plug & Go Harness:

PRXLW0300-2K 1 x PRXLW0302 Flood Lamp and 1 x PRXLW0303 Spot Lamp with Female Deutsch Connectors 18 ft harness with 2 mating Male Deutsch receptacles, battery connections, fuse & in dash on/off switch
Packaged in retail box

PRXLW0302-2K 2 x PRXLW0302 Flood Lamps with Female Deutsch Connectors
18 ft harness with 2 mating Male Deutsch receptacles, battery connections, fuse & in dash on/off switch
Packaged in retail box

PRXLW0303-2K 2 x PRXLW0303 Spot Lamps with Female Deutsch Connectors
18 ft harness with 2 mating Male Deutsch receptacles, battery connections, fuse & in dash on/off switch
Packaged in retail box



5" x 3"

729 Lumens

Part No.	Diodes	Beam Pattern	Voltage	Amp Draw	Optimal Penetration	Pkg
PRXLW5043	2 x 10W LED	Spot	10V - 30V	1.4 @ 12V 0.7 @ 24V	500 ft	Bulk

PRXLW5043X PRXLW5043 packaged in open face retail box

- Lamp dimension : 5-1/8" W x 3-15/16" H x 2-13/16" D Stud size : 10M
- LED diode rated life : 40,000 hours (*per manufacturer specifications*)
- High UV resistant polyester powder coated black aluminium housing
- Polycarbonate lens
- Adjustable stainless steel mounting bracket
- Vibration tested to SAE J575 standard. Corrosion protection tested to ASTM B117 standard.
- Reverse voltage protection
- EMC



A variety of performance LED spot lamps for off-road application. State of the art optic system. High lumen output with low power consumption. Emits natural white light which reduces eye fatigue. Aluminium body has thermal management system to control heat.

4.5" Round

1,260 Lumens



Part No.	Diodes	Beam Pattern	Voltage	Amp Draw	Optimal Penetration	Pkg
LW4603	6 x 3W LED	Spot	12V - 30V	1.49 @ 12V 0.73 @ 24V	300 ft	Bulk

PRXLW4603-C PRXLW4603 packaged in retail clamshell

- Lamp dimension : 4-9/16" Dia. x 5-1/16" H x 1-3/4" D Stud size : 5/16"
- LED diode rated life : 30,000 hours (*per manufacturer specifications*)
- Hooded High UV resistant polyester powder coated black aluminium housing
- Acrylic lens
- Adjustable stainless steel mounting bracket
- Vibration tested to SAE J575 standard. Corrosion protection tested to ASTM B117 standard.
- Reverse voltage protection
- EMC IP67 RoHs

Tips to maximize the life of your lamps:

1. Keep lamps clean, free of mud and dirt. The lamps are designed to dissipate heat. If the lamp is covered with mud, the mud acts as an insulator, the lamps will heat up, and the LED diodes will dim. It will shorten the life of the LED diodes.
2. Polycarbonate lens are unbreakable under normal conditions. However, polycarbonate is very soft and flexible to absorb impact. Use of harsh chemicals for cleaning the lens is not recommended. Use a mild detergent solution only and soft wipes to avoid scratches.
3. Avoid electrical shorts. Voltage spikes can destroy LED diodes. It is recommended that connections be insulated to avoid shorting between positive and negative terminals.
4. IP ratings are for the lamps only. The use of waterproof connections are required to maintain a waterproof installation.
5. Lamps without hi/low voltage protection can be damaged if they are connected directly to a battery or to a system that does not have a voltage regulator. If there is no voltage regulator, lamps should be disconnected if you are jump starting or charging a system. Also, several hours of using lamps at lower than stated voltage can harm the LED diodes. If lamps fail to operate, please check voltage. If voltage is low, disconnect lamps until the system is charged to standard voltage.
6. Lamps should be fused to protect circuits.

Performance LED Dual lamp kits with state of the art optic system for off-road application. Each kit is equipped with Plug & Go Harness for installation convenience. High lumen output with low power consumption. Emits natural white light which reduces eye fatigue. Aluminium body has thermal management system to control heat.

Dual Lamp Kits with Plug & Go Harness

Kit with 3" x 3" Lamps

1,000 Lumens per lamp

Part No.	Description	Voltage	Pkg
PRXLW0300-K	Flood & Spot Dual Lamp Kit consisting of:	12V - 30V	Retail Box
PRXLW0302	1 x PRXLW0302 Flood Lamp with Female Deutsch Connector		
	1 x PRXLW0303 Spot Lamp with Female Deutsch Connector		
	18 ft harness with 2 mating Male Deutsch receptacles, battery connections, fuse & in dash on/off switch		
	(See Page 7 & Page 13 for lamp specifications)		



Part No.	Description	Voltage	Pkg
PRXLW0302-K	Dual Flood Lamp Kit consisting of:	12V - 30V	Retail Box
	2 x PRXLW0302 Flood Lamp with Female Deutsch Connector		
	18 ft harness with 2 mating Male Deutsch receptacles, battery connections, fuse & in dash on/off switch		
	(See Page 7 for lamp specifications)		

Part No.	Description	Voltage	Pkg
PRXLW0303-K	Dual Spot Lamp Kit consisting of:	12V - 30V	Retail Box
	2 x PRXLW0303 Spot Lamp with Female Deutsch Connector		
	18 ft harness with 2 mating Male Deutsch receptacles, battery connections, fuse & in dash on/off switch		
	(See Page 13 for lamp specifications)		

Kit with 3.5" x 3.5" Lamps

1,150 Lumens per lamp


Part No.	Description	Voltage	Pkg
PRXLW4533-2K	Flood/Spot Lamp Kit consisting of:	9V - 36V	Clamshell
	2 x LW4533-5 Flood/Spot Lamp with Female Deutsch Connectors		
	24 ft harness with 2 mating Male Deutsch receptacles, battery connections, fuse & in dash on/off switch		
	(See Page 5 for lamp specifications)		

Kit with 6" x 2" Lamps

1,260 Lumens per lamp

Part No.	Description	Voltage	Pkg
PRXLW6008-2K	Flood/Spot Lamp Kit consisting of:	12V - 30V	Clamshell
	2 x LW6008-5 Flood/Spot Lamp with Female Deutsch Connectors		
	18 ft harness with 2 mating Male Deutsch receptacles, battery connections, fuse & in dash on/off switch		
	(See Page 6 for lamp specifications)		

Performance double row LED lamps with state of the art optic system for off-road application. Available in different lengths - 8" to 50". High lumen output with low power consumption. Emits natural white light which reduces eye fatigue. Aluminium body has thermal management system to control heat.



Part No.	Length	Lumens	Diodes	Optimal Penetration	Voltage	Amp Draw	Pkg
PRXLW90700	8"	2,640	12 x 5W LED	1,400 ft	12V - 30V	2.12 @ 12V	Box
PRXLW91300	14"	5,280	24 x 5W LED	2,000 ft	12V - 30V	4.92 @ 12V	Box
PRXLW92100	22-1/8"	8,800	40 x 5W LED	2,200 ft	12V - 30V	7.35 @ 12V	Box
PRXLW93100	32-1/8"	13,200	60 x 5W LED	2,800 ft	12V - 30V	12.19 @ 12V	Box
PRXLW94100	42-1/8"	17,600	80 x 5W LED	3,000 ft	12V - 30V	16.06 @ 12V	Box
PRXLW95000	50-1/8"	21,100	96 x 5W LED	3,400 ft	12V - 30V	20.50 @ 12V	Box

Each Lamp comes with sealed connector and 18 ft Plug & Go Harness with in dash on/off Switch, Relay & Fuse

- Lamp Dimension without mounting brackets : 3" H x 3-1/2" D
- LED diode rated life : 50,000 hours (*per manufacturer specifications*)
- Aluminium housing in black high UV resistant polyester powder coated body
- Polycarbonate lens
- Reversible Multiple positions mounting brackets with hardware
- Vibration tested to SAE J575 standard. Corrosion protection tested to ASTM B117 standard.
- Reverse voltage protection
- EMC IP67 RoHs

Part No.	with Brackets Pointing Out		with Brackets Pointing In		with Brackets Pointing In or Out		
	Length	Mounting Holes	Length	Mounting Holes	Height	Hole Size	Stud Size
PRXLW90700	10-3/4"	9-3/4" centre	7-3/8"	9-1/2" centre	5"	7.5 mm	6 mm
PRXLW91300	16-3/4"	15-5/8" centre	15-1/2"	13-5/16" centre	5"	7.5 mm	6 mm
PRXLW92100	24-3/4"	23-5/8" centre	23-1/2"	21-3/8" centre	5"	7.5 mm	6 mm
PRXLW93100	34-3/4"	33-3/4" centre	33-1/2"	31-3/8" centre	5"	7.5 mm	6 mm
PRXLW94100	44-3/4"	43-3/4" centre	43-1/2"	41-3/8" centre	5"	7.5 mm	6 mm
PRXLW95000	52-3/4"	51-3/4" centre	51-1/2"	49-1/2" centre	5"	7.5 mm	6 mm

Performance single row LED lamps with state of the art optic system for off-road application. Available in different lengths - 7" to 30". High lumen output with low power consumption. Emits natural white light which reduces eye fatigue. Aluminium body & magnesium alloy have thermal management system to control heat.

7"



Vertical Mount



Horizontal Mount

Part No.	Length	Lumens	Diodes	Optimal Penetration	Voltage	Amp Draw	Pkg
PRXLW80700	7"	2,700	3 x 10W LED	1,100 ft	12V - 30V	2.25 @ 12V	Box

- Lamp Dimension : 3-1/4" D x 3" H (4-3/4" mounted)
- LED diode rated life : 50,000 hours (per manufacturer specifications)
- Magnesium alloy housing in black high UV resistant polyester powder coated body
- Acrylic lens
- Adjustable mounting brackets for mounting horizontally or vertically
- Vibration tested to SAE J575 standard. Corrosion protection tested to ASTM B117 standard.
- Reverse voltage protection
- IP67 RoHs

11" to 30"



PRXLW81000



Vertical Mount



PRXLW82000



Horizontal Mount



PRXLW83000

Part No.	Length	Lumens	Diodes	Optimal Penetration	Voltage	Amp Draw	Pkg
PRXLW81000	11"	2,500	6 x 5W LED	1,050 ft	12V - 30V	2.42 @ 12V	Box
PRXLW82000	20-1/2"	4,500	12 x 5W LED	1,300 ft	12V - 30V	4.75 @ 12V	Box
PRXLW83000	30"	6,000	18 x 5W LED	1,700 ft	12V - 30V	8.20 @ 12V	Box

Each Lamp comes with sealed connector and 18 ft Plug & Go Harness with in dash on/off Switch, Relay & Fuse

- Lamp Dimension : 2-1/8" D x 2-1/4" H (3" mounted)
- LED diode rated life : 50,000 hours (per manufacturer specifications)
- Aluminium housing in black high UV resistant polyester powder coated body
- Polycarbonate lens
- Adjustable mounting brackets for mounting horizontally or vertically
- Vibration tested to SAE J575 standard. Corrosion protection tested to ASTM B117 standard.
- Reverse voltage protection
- IP67 RoHs

HID lamps are long life lamps that give out white light which is close to natural light and easy on operators' eyes. These lamps provides good penetration with high candlepower but low amp draw. They generate less heat than equivalent halogen lamps. For off-road application.

HID Lamps with Xenon Bulb & Inside Ballasts

5" x 5"



Part No.	Beam Pattern	Voltage	Watts	CP	Amp Draw	Optimal Penetration	Lab Life	Pkg
PRXHID5052	Flood	9V - 32V	35W	75,000	3.25 @ 12V 1.45 @ 24V	300 ft	2,500 hrs	Box
PRXHID5053	Spot	9V - 32V	35W	190,000	3.25 @ 12V 1.45 @ 24V	500 ft	2,500 hrs	Box

- Lamp Dimension : 5-1/2" L x 6-3/16" H x 5-3/4" D Stud Size : 10M
- Black nylon housing & glass lens with inside ballast
- HID Xenon bulb
- Stainless steel mounting hardware
- IP65 RoHs

- PRXHID5052-L** Replacement Lens, Reflector Pot & Sealing Gasket for PRXHID5052 (bulk)
- PRXHID5053-L** Replacement Lens, Reflector Pot & Sealing Gasket for PRXHID5053 (bulk)
- PRXHID3503** HID Replacement Xenon Bulb for PRXHID5052 & PRXHID5053 (bulk)
- PRXHID9050** HID Ballast for PRXHID5052 & PRXHID5053 (bulk)

5.5" Round



Part No.	Beam Pattern	Voltage	Watts	CP	Amp Draw	Optimal Penetration	Lab Life	Pkg
PRXHID5002	Flood	9V - 32V	35W	75,000	6.10 @ 12V 3.20 @ 24V	1,000 ft	2,500 hrs	Box

- > **Flood beam pattern with spot beam penetration**
- Lamp Dimension : 5-5/8" Dia. x 6-3/8" H x 5-1/8" D Stud Size : 10M
- Black nylon housing & glass lens with inside ballast
- HID Xenon bulb
- Stainless steel mounting hardware
- IP65 RoHs

- PRXHID3503** HID Replacement Xenon Bulb for PRXHID5002 (bulk)
- PRXHID5002-L** Replacement Lens & Sealing Gasket for PRXHID5002 (bulk)
- PRXHID9080** HID Ballast for PRXHID5002 (bulk)

8" Round



Part No.	Beam Pattern	Voltage	Watts	CP	Amp Draw	Optimal Penetration	Lab Life	Pkg
PRXHID8002	Flood	9V - 32V	35W	200,000	3.12 @ 12V 1.88 @ 24V	1,300 ft	2,500 hrs	Box

- > **Flood beam pattern with spot beam penetration**
- Lamp Dimension : 8-3/16" Dia. x 8-1/2" H x 6-15/16" D Stud Size : 3/8"
- Black nylon housing & glass lens with inside ballast
- HID Xenon bulb
- Stainless steel mounting hardware
- IP65 RoHs

- PRXHID8002-L** Replacement Lens & Sealing Gasket for PRXHID8002 (bulk)
- PRXHID3505** HID Replacement Xenon Bulb for PRXHID8002 (bulk)
- PRXHID9080** HID Ballast for PRXHID8002 (bulk)

HID lamps are long life lamps that give out white light which is close to natural light and easy on operators' eyes. These lamps provides good penetration with high candlepower but low amp draw. They generate less heat than equivalent halogen lamps. For off-road application.

Remote Control HID Search Lamps with Xenon Bulb & Inside Ballasts

White Nylon Housing

Part No.	Beam Pattern	Voltage	Watts	CP	Amp Draw	Optimal Penetration	Lab Life	Pkg
PRXHID7802	Flood	12V	55	230,000	6.00 @ 12V	1,600 ft	2,500 hrs	Box



Black Nylon Housing

Part No.	Beam Pattern	Voltage	Watts	CP	Amp Draw	Optimal Penetration	Lab Life	Pkg
PRXHID7902	Flood	12V	55	230,000	6.00 @ 12V	1,600 ft	2,500 hrs	Box



- Lamp Dimension : 7-1/2" L x 9" H x 8" D Mounting Base : 8" x 7"
- Mounting Holes : 4 holes @ 3" apart horizontally & 3-27/32" apart vertically
- Nylon housing & glass lens with inside ballast
- HID Xenon bulb
- Lamp supplied with remote control unit - working range 200 ft
- Search angle : 60 ° up/60 ° down, 360 ° around
- Fixed or portable mounting option
- 9 ft wire with cigarette power adaptor

HID Lamps with Xenon Bulb & Outside Ballasts

7.5" x 5"

Part No.	Beam Pattern	Voltage	Watts	CP	Amp Draw	Optimal Penetration	Lab Life	Pkg
PRXHID5071	Spot	12V	35W	200,000	3.13	1,200 ft	2,500 hrs	Box
PRXHID5071-24	Spot	24V	35W	200,000	1.88	1,200 ft	2,500 hrs	Box
PRXHID5072	Flood	12V	35W	60,000	3.13	600 ft	2,500 hrs	Box
PRXHID5072-24	Flood	24V	35W	60,000	1.88	600 ft	2,500 hrs	Box



- Lamp Dimension : 7-1/2" L x 6" H x 5" D Stud Size : 1/2"
- Rubber-Like high impact synthetic resin housing, which have the feel and shock absorbing characteristics of rubber but are UV resistant and withstands harsh road conditions.
- Sealed beam lamp with HID Xenon bulb
- Each lamp supplied with ballast
- Zinc plated steel mounting hardware

Part No.	Description	Pkg
PRXSB7935HID-S	HID Spot Sealed Beam w/ Wires & Connectors for PRXHID5071 & PRXHID5071-24	Box
PRXSB7955HID-S	HID Flood Sealed Beam w/ Wires & Connectors for PRXHID5072 & PRXHID5072-24	Box
PRXHID5050	12V Ballast, Mounting Bracket, Wiring & Connectors for PRXHID5071 & PRXHID5072	Box
PRXHID5050-24	24V Ballast, Mounting Bracket, Wiring & Connectors for PRXHID5071-24 & PRXHID5072-24	Box